

FESTOOL

MAGAZINE.

#14

THE ISSUE FOR PAINTERS.

SPRING 2026

SEAMLESS FLOORS
REAL PAINTING PROFESSIONALS
SHOW HOW IT'S DONE.

HOLY GROUND

FOCUS THE WORK OF TRADESPEOPLE IS BECOMING INCREASINGLY DIGITAL – AND SO ARE OUR TOOLS. TO WHAT EXTENT HAVE YOU EMBRACED DIGITALISATION? 04

DEDICATION LUKE DE JAGER IS EXCITED ABOUT HAVING THE PERFECT CORDLESS SANDER FOR EVERY APPLICATION 12

TOOLS EXTRA POWER FOR YOUR CORDLESS TOOLS WITH OUR NEW TBX TABLESS BATTERIES 20

SYSTEMS DUST-FREE SANDING WITHIN A SYSTEM – SIMPLE AND A MATTER OF COURSE 22

PROJECTS & WORK MALERFAKTUR CREATES SEAMLESS FLOORS IN A FORMER CHURCH 32

EDITOR'S NOTES

Dear Reader,

Now that it's spring, the days are getting longer and construction sites are buzzing. At Festool, there are lots of new things for you to discover, all of which will enrich your work and make it easier. For example, our **digital tools**, with which you can conveniently control and update tool functions. Then there's our increasingly intelligent **Festool app**, which you can really benefit from. Use the self-check tool to discover the extent to which you have already embraced the digital trend. And have you already discovered our **Festool printables**?

In addition to the ETSC 2 cordless eccentric sander, there is the brand new **DTSC 200** cordless delta sander – with the specially developed **Granat Delta 200** abrasive paper that can even be used three times over. Our new **TBX 4** and **TBX 8 tabless batteries** make a real impact: why? Because you can really shine at work, thanks to longer runtimes, higher power and shorter charging times.

The painter **Luke de Jager** from Holland is more than impressed by our **cordless sanders** and the new **tabless batteries**. Two hours by car to the east, in Wattenscheid, we accompanied the team from **malerfaktor** to an extraordinary project in which they are using their combined skill to achieve **seamless floors** in a former church building.

You'll find all that and more in our magazine. Be inspired!

Kind regards,

A handwritten signature in black ink, appearing to read 'Jens Graner', with a stylized flourish extending to the right.

Jens Graner
Managing Director Festool Sales

CONTENTS

#14

04

Focus
GO DIGITAL

How our digital tools enrich your work and make it easier.

12

Dedication
ORANJE

Perfect sanding – on a visit to a painting business in Holland.

20

Tools
EXTRA POWER

Need more power for your cordless tools? We can offer you a lot more.

22

Systems
DUST-FREE SANDING

Dust extraction is a must, especially during sanding work. The best way is to use a system.

26

Favourites
FESTOOL SPOTLIGHTS

Experts present their Festool favourites and a few new products.

32

Projects & Work
HOLY GROUND

The team from Malerfaktor demonstrates its combined skill in a former church.

38

Solutions
SEAMLESS FLOORS

A guide for anyone who wants to perfect seamless floors.

40

Look Inside
THE FESTOOL FAMILY

The company and corporate family hold craftsmanship in high regard.

42

Tool Tip
CT-ASA FLX J BOOM ARM

The new boom arm for clean work and maximum comfort.

43

LEGAL NOTICE



GO DIGITAL



The work of tradespeople is becoming increasingly digital – and so are our tools. For you, there are real advantages to be gained from the increasing intelligence of our tools and the ever smarter functions of the Festool App, not only while you work, but also in your work organisation and even in the service department.

Text: Ralf Christofori





Almost all tradespeople use digital devices like smartphones, tablets, laptops or desktop PCs during their daily work.



Festool products help you to be the best painters that you can be. Our tools are innovative and efficient and deliver uncompromising quality. And the same can be said of our digital tools, which are the perfect addition to the Festool system. From tool management to machine control or sophisticated functions that enrich your work and make it easier – we want to support you as best we can in every work situation, including digitally.

92%

66%

66 percent of tradespeople use manufacturer or dealer accounts on social media to access trade-specific content.



06

“MyFestool is really handy. It’s a convenient way to manage our tools, service and wishlist.”

Luke de Jager



LUKE DE JAGER
Owner of Jack de Jager & Zoon
Schilderwerken, Groesbeek, Netherlands



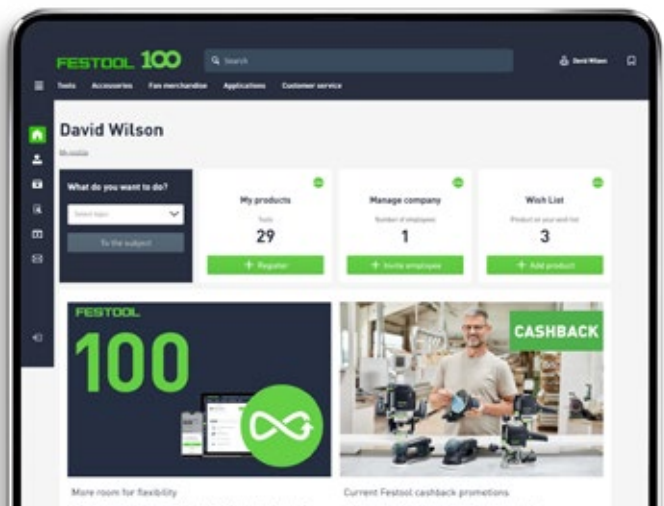
MyFestool

Your central Festool online customer account.

Through your personal MyFestool customer account, we are able to bundle important information for you, such as tool and warranty overviews. You can manage all your tools and accessories from anywhere and at any time, and can request repairs quickly. And if you register your newly purchased tools, you get a 36 month all-inclusive warranty. By the way, this also applies to battery packs, chargers and cordless lights – all these will be repaired or replaced free of charge under the warranty. As a MyFestool member, you will also be the first to find out about our new products and will regularly benefit from exclusive offers, competitions and events.

↑ You can view and manage all registered tools easily via MyToolbox.

↓ All the advantages of MyFestool in one dashboard: for optimal organisation and information.





productive as possible. In the near future, we will certainly be offering digital solutions that go beyond existing purposes. Specifically, this means that we will, of course, continue to offer digital added value directly in combination with a Festool tool – such as through connectivity with the Festool app – but we also want to support workflows and processes in the businesses through the use of digital solutions.

FM: How can I, as a tradesperson, become more digital? What would you recommend?

MP: Openness and curiosity are invaluable in any case, in terms of recognising which digital solutions are already out there and how they can help to make certain tasks quicker, easier or better. Our recommendation is to take these opportunities gradually, finding an individual and appropriate path for you and your business. You don't have to convert everything at once, but it is important to recognise the opportunities. If you want to find out where you stand now, the "Digital Check from Festool" might help.

Digital "colleagues"

Interview with Marco Pfeiffer, Head of New Business at Festool.

FM: How important are digital solutions for tradespeople at present?

MP: In my opinion, digital solutions are extremely important in the work of tradespeople. I would even say they are indispensable. But that's nothing new: digital solutions have been helping to make daily work quicker and easier for many years already. Sometimes, we don't even notice that it's happening. For example, many work steps are already supported or replaced by automation and digital solutions, leaving more time for what really counts in craft: creative and productive work. In the end, new technologies and digital solutions can be a kind of "colleague", taking on specific tasks and, in doing so, contributing to the value creation of the business.

FM: What role does Festool play in digitalising the work of tradespeople?

MP: We have been dealing with the issue of digitalisation for a few years now and are continuously evaluating opportunities and implementation options. We see ourselves as enablers. Together with tradespeople, we want to identify current challenges so that we can develop corresponding digital solutions. In addition to offering individual online services, such as the two online saw blade sharpening service offerings in the USA or even the option of purchasing refurbished products in Germany, we see ourselves as a partner, helping to make daily work as

How digital is your business?

Welcome to the five-minute digital check for craft businesses! Do you still rely on a fax machine, or are you a master of the cloud? **Start now:**




MARCO PFEIFFER
Head of New Business
at Festool

One app
Many tools



Use Festool Services with
Warranty all-inclusive.



Control and configure tools,
and optimise them via
updates.



Order tools, accessories
and consumables.



Quick guides and
application videos that
really help.



Stay informed, don't miss
out on any new products or
campaigns.



Find tools and battery
packs.

The Festool app can be downloaded
free of charge from the Appstore or
Google Playstore.

71 percent of tradespeople use social
media in their daily work, both for
communication and for information.

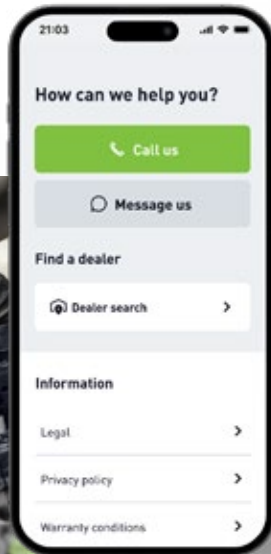
71%



The Festool app is free
of charge, thinks with you,
takes on a huge amount
of work for you and extends
your possibilities.



→ The Festool App offers
advanced tool functions – with
the ExoActive exoskeleton,
for example, you can select
different working modes and call
up operating data and valuable
tips for use.



↑ Using the Festool app, you can set up repair jobs quickly and easily.

Festool App

Smart functions for you and your tools.

It's hard to imagine a world without apps any more. We use them every day and, whatever the setting, they always prove to be useful. The Festool app is no different – you can use it to control your tool functions and customise them to your application. Via software updates, the app can even upgrade older tools. You can use the app to locate your tools as well as to buy new machines, accessories or consumables online from wherever you are. Application videos, quick guides and expert tips provide support directly as you work. And a lot of what you previously had to organise from the office can now be done easily via the app on your smartphone. That is because you always have the Festool app with you wherever you go – just like you always carry a metre rule with you.

09




FELIX DILLENZ
Master painter, Dillenz
Malerfachbetrieb, Ulm, Germany

↓ Running low on consumables? In some countries, the Festool App is already a quick and easy way to order more.

“Our boys record their working hours via an app. It's also great for us that we can track tools.”

Felix Dillenz



52%

More than half of tradespeople think that using digital apps and software tools can make procurement more effective.

3D printing

Print your accessories yourself.


10 **W**ith 3D print data from Festool, you can download and print your own accessories, brackets or organisation systems for your tools. The print data is available free of charge on the printables.com platform. All 3D printed parts are precisely tailored to Festool tools. And they are all extremely practical – from suction hose and guide rail holders to abrasives holders. Our portfolio is constantly growing thanks to your suggestions and requests, which you can share with us and others using hash tag [#myprintedfestool](https://twitter.com/myprintedfestool).

“Festool 3D print data is really amazing. Simply download, print and have fun.”

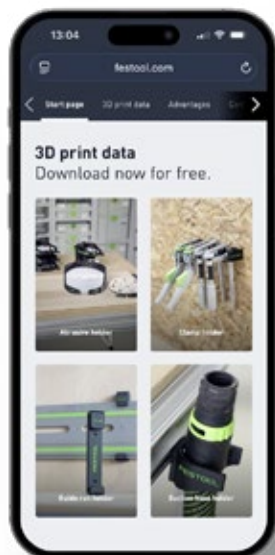
Pierre Bolmèr



PIERRE BOLMÈR
The Swedish Maker,
Sweden



➤ The 3D printing filament in Festool colours green and blue is ideal for printing Festool accessories and will be available in our fan shop from April 2026.




Use the free 3D print data from Festool and expand your system with Festool printables!





Useful abrasives holders and other Festool accessories and fan products can be found on the platform:
» printables.com



#festoolme


Follow us on Instagram.

 [instagram.com/festool_uk](https://www.instagram.com/festool_uk)

Share your ideas

Share your ideas and chat with other Festool Fans.

Creative craftspeople share their ideas with us and with you on our website and in the relevant social media channels. The variety of Festool Printables is growing and thriving – not least of all thanks to your inspiration. In January 2025, the “Pimp Your Workbench” competition, initiated by us in collaboration with Prusa, came to an end on the printables.com platform. Almost 800 entries were submitted. Wow! It certainly won’t be the last competition. On Instagram, you can also chat with Festool and many fans worldwide. Take a look at #festoolme.



ORANJE



In the small Dutch painting business Jack de Jager & Zoon, two sons and their father work closely together. They live for their craft and are passionate about it. And even the tools they use come from one family: once Festool, always Festool.



OOSTERHOUT

51° 53' N | 5° 50' E

Luke de Jager is at his happiest working high up on the cherry picker. He carefully sands the characteristic finial, which sits enthroned in the roof ridge in a muted orange shade. The wooden surface is weathered, the coating is already flaking off. With the DTSC 200 delta sander, Luke can reach even curved, profiled and pointed surfaces. He switches to the DTSC 400 for the particularly awkward places. The young painter finds it important to use dust extraction or a chip collection bag even when working outdoors on the cherry picker, because this keeps his work cleaner and also keeps him protected. "Many of my colleagues underestimate this when they are working outdoors," he calls down from the top of the cherry picker. "But here in Holland, there are constantly gusts of wind that, in the worst case, can blow the dust into your face while you're sanding."

There is a lot of work to be done on the façades, supports and gables

Today is the kind of day when you don't really know which direction the wind is coming from. A shower starts suddenly and passes just as quickly. The house on which Luke is working together with his brother Kevin has obviously suffered under the changeable weather conditions. It was built in the 1920s. The façades, supports, gables and barge boards are made from wood and have been patched up time and again in different phases: "Lots of piecework, and not always done professionally," according to Luke. On the black façade, for example, a non vapour-permeable paint was used, which is now beginning to blister. For Luke and his team, tackling this is on the list of things to do in the coming summer. For now, in autumn, they have turned their attention to the gable and barge boards.

There is a lot for the two brothers to do. As soon as a shower has passed by, the wood is dried and sanded. And there's really a lot of sanding to be done. "My father gets nervous when he hasn't painted for a whole day," says Luke, laughing. "He cleans, sands and paints everything in one operation. He only sands with dust extraction if he thinks it's really necessary. My brother and I do things differently: we always sand – often for days at a time, using a variety of sanders and dust extraction. Only once the surface is smooth and flawless do we begin painting it."

"For us, working on historical buildings is a fantastic challenge, because it requires care, passion and knowledge."

Luke de Jager

→ Luke makes good progress with the DTSC 200. He can even use the abrasive paper three times over.

↓ The weathered wood needs careful preparation.





The all-rounder:
large, detailed and
close to the edge.

Longer runtime and shorter
charging times with our new
TBX batteries. (see page 20)


TABLESS
TBX



DTSC 200 & GRANAT DELTA 200

THE NEW CORDLESS DELTA SANDER WITH LIGHT RING

- > The DTSC 200 is a real all-rounder. With its large sanding area and long tip, it can be used effortlessly – even in hard-to-reach places.
- > The integrated LED light ring improves your view of the surface and makes it easier to see any unevenness during the sanding process.
- > The Granat Delta 200 abrasive can be torn off easily at the perforation and can be rotated twice at the tip.





↑ With the DTSC 400 and Granat PROfile, Luke can reach every profile, right into the corners.

Substrate preparation is crucial for the work of a painter – that’s something that has been instilled in Luke. It’s the only way to deliver convincing work. And it’s the only way for him to ensure that the prepared gable boards and barge boards can permanently withstand the weather. It doesn’t always come down to the sanding finish, but the desired surface quality that’s required for the result.

If you’re going to sand, then sand with Festool

That’s precisely what Festool sanders are made for. Luke particularly values the fact that Festool always thinks one step ahead. “The DTSC 200 delta sander has really surprised me. The fact that you can use the new delta abrasive paper three times is fantastic. And the light module is also really helpful.” He also gives the new TBX 4 tabless battery an appreciative nod. Whether on the cherry picker or on scaffolding, he benefits equally from the fact that the cordless sanders have a longer runtime, are really powerful even when the battery capacity is falling and can be charged even more rapidly.

“When it comes to sanding, there’s only one brand for the job: Festool. There’s nothing better for challenging jobs.”

Luke de Jager

The specialist
for especially
sharp angles.


DTSC 400 & GRANAT PROFILE

17



THE COMPACT CORDLESS DELTA SANDER

- › With the compact and lightweight DTSC 400 delta sander, you can get into every corner – even in difficult positions and overhead.
- › The new Granat PROfile soft abrasive was specially developed for working on profiles, rounded edges and moulded surfaces. It adapts to the surface of your workpieces to produce a perfect finish.



← Even when working outside on the cherry picker, Luke always sands with dust extraction or a chip collection bag.

↓ Meanwhile, his brother Kevin is painting a wooden panel that will replace a weathered gable board.



Uncompromising for
flawless surfaces.

18

Longer runtime and shorter
charging times with our new
TBX batteries. [see page 20]

TABLESS
TBX



ETSC 2

THE CORDLESS ECCENTRIC SANDER WITH LIGHT RING

- › With the ETSC 2 125 and 150 eccentric sanders, it's not long before you achieve the desired surface quality when sanding.
- › The integrated LED light ring on the sanding head improves your view of the surface and reveals any unevenness during sanding.
- › With the ETSC 2 and Granat PROfile soft abrasive, you can achieve optimal sanding results on extensive radius profiles and moulded surfaces with even pressure distribution.

"The ETSC 2 with light ring is really great. Even when light conditions are poor, I can still clearly see which bits I have already sanded and which bits I haven't touched yet."

Kevin de Jager

↓ The ETSC 2 cordless eccentric sander is the perfect tool for fine sanding of surfaces.



While Luke is busy sanding, Kevin checks the condition of the wooden boards on the gables. As a trained parquet layer and wood aficionado, he has a good eye for what can stay and what must be replaced. With the VECTURO cordless oscillator, he carefully cuts out rotten parts, because he wants to retain as much of the existing structure as possible. He cuts the new wooden boards precisely to size using the KAPEX and fine sands them to the required finish using the ETSC 2 cordless eccentric sander.

The old building deserves expert painting

For this type of project, you need knowledge and experience, as well as a large dose of love and passion. That way, you might not be so bothered by having to work outside in the wind and rain. De Jager's team will be busy on the beautiful house in the tranquil village of Oosterhout for a while yet. "At the moment, we have so many orders coming in that we can pick and choose," says Luke happily. The order books are full for the next eighteen months. He has just appointed a new colleague, who shares the same passion for the craft of painting as he himself. The fact that Luke, Kevin and their father Jack can also afford their own cherry picker in addition to the best tools is a valuable investment in the future.

A soft spot for good tools and clever technical solutions

Luke de Jager loves the challenge. That's what drives him. His soft spot for good tools and sophisticated technical solutions is perhaps a "tick", as the young painter admits almost apologetically. But in fact, this "tick" is what helps him grow personally and professionally. He himself benefits from it, because the tools make his work easier. But above all, his customers benefit from it, because they can rely on Luke de Jager and his team. "After all, good work is always the best advertisement," says Luke in parting. And he is absolutely right.

Discover more stories about extraordinary craftspeople and their projects on our blog page:

» festool.co.uk/blog/work

JACK DE JAGER & ZOON SCHILDERWERKEN

The painting business based in Groesbeek, Holland, is a family company in its third generation. In 1978, Jack de Jager began his career as a trainee painter in the company in which his father (Ad de Jager) had already been working for 20 years. In 1996, he founded Gebr. De Jager Schilderwerken, together with his brother. In 2004, he decided to carry the business on alone. Then, in 2011, his son Luke de Jager followed in his footsteps, followed by his brother Kevin de Jager, adding parquet laying to the painting business' craft portfolio.



↑ Working on the construction site every day means: always having everything with you that you're going to need.

↓ "Brothers" privately and professionally: Luke de Jager (left) and his brother Kevin.



Extra Power

Our new batteries with
tabless technology.

20 With our new TBX 4 and TBX 8 tabless battery packs, you get a lot of extra power for your cordless tools. The advantages of the tabless battery packs are obvious: longer runtime, more power even as the battery capacity is falling, shorter charging process, better performance at particularly high or low temperatures and longer service life. Of course, you also continue to benefit from the familiar advantages of our Bluetooth® battery packs.

TABLESS
TBX

£

Better performance for the same price.
Our new TBX 4 and TBX 8 tabless battery packs stand for power that pays off in every regard.



-49%

Up to 49% shorter charging cycles.
Our TBX batteries charge significantly faster and stay "cool" even under high stress. This means they can be charged directly, without the need for a cooling down phase.



+68%

Up to 68% more fittings.
With the TPC 18/4 cordless percussion drill and the new TBX 4, you can screw in almost 70% more 10 x 300 mm screws with one battery charge.



+43%

Up to 43% longer runtime.
With the DTSC 200 cordless delta sander and the new TBX 4, you can work for 43% longer (compared to a conventional 4.0 battery pack).



Scan the QR code to find out what our new tabless batteries can do and what the exact benefits are for you.

Fully Charged

Charge four times with the new multi-charger and twice as fast with the TBX batteries.

Our batteries are getting more and more powerful. At the same time, they can be charged much more quickly thanks to the new tabless technology. Our rapid chargers ensure that your batteries are ready to use again in a flash and you truly always have the “full charge” available.

Optimal organisation.

The SYS-MC 6/4 multi-charger can be packed conveniently on the extractor or stacked in the Systainer tower.

SYS-MC 6/4

Our new multi-charger raises your battery management to the next level. You can charge up to four batteries at the same time – quickly and from wherever you are: in the workshop, on construction site or on the move! You can pack the multi-charger on the extractor or stack it in a Systainer system – so you're always perfectly organised.



Charge at the same time and save time.

The SYS-MC 6/4 charges up to four batteries at a time and in parallel – with just one device and one socket.

Always up to date.

With the new multi-charger, you can keep an eye on your batteries and can immediately see which batteries are already charged thanks to the LED charging indicator.



TBX starter sets

Our TBX 4 and TBX 8 tabless batteries charge significantly faster and the TCL 6 and SCA 16 rapid chargers are just right for the task. To try them out, there are new TBX starter sets.



DUST-FREE SANDING

Dust is produced wherever sanding is carried out. It's part and parcel of the process, but it isn't good. Because it impairs the work, the result and your health. We are doing everything we can to prevent that. Effectively and systematically.

Text: **Melissa Berger** | Photography: **Torben Jäger**



“Efficient dust extraction is really important for me, especially when sanding. It’s good for my health, for the tool and, in the end also leads to better results.”

Dino Frey, Painter and Festool application expert

ETS EC 150

Eccentric Sander

The ideal one-handed sander for all kinds of sanding work – with 3 mm or 5 mm stroke, depending on the application – guaranteeing comfortable, health-protecting work and a high surface quality.



SYS-AIR

Air Purifier

The majority of the dust that is harmful to health and is produced during sanding is collected by your Festool extractor. The rest is filtered by the SYS-AIR air purifier, improving the air quality further.

Systematic Dust Extraction.

Simple, convenient
and a matter of course.

For some it is the rule, and for others it is the exception. But from Festool’s perspective, dust extraction is a must, especially during sanding work. Our sanding and extraction solutions are unbeatable as a system. That is because it’s only if the machine, sanding pad, abrasive and extractor are perfectly coordinated with each other that you benefit from faster progress and achieve better results. This also generates a longer service life for our abrasives, sanding pads and machines.

The interaction of the whole system means significantly less dirt and dust is produced, keeping your work environment cleaner and reducing your cleaning effort while also protecting your health and the health of everyone else in the work environment. All of which helps make dust extraction more convenient so that, in the end, it is a matter of course for you.



SD I-CT26-48

Electrical outlet module

The electrical outlet module enables you to connect two tools in parallel, and to switch from auto start function to continuous current at the press of a button

DTS 400

Delta Sander

The ideal sander for small areas and edges as well as corners and rebates. The abrasives and sanding shoe are optimally coordinated with the machine and the system.

WCR 1000

Workcenter

The clever tool holder on your extractor. Everything you need for the perfect sanding process is right here, expertly organised and in easy reach.



D150 GR SYS

Granat abrasives Systainer³

The abrasives Systainer complements your sander perfectly. Twenty GRANAT abrasive wheels each, sorted by grit sizes from P60 to P220, are always within reach.

CTM 26 EI AC

Mobile Dust Extractor

The CTM 26 EI AC with automatic filter cleaning: for constantly high suction power, longer work intervals and a longer filter service life. With touch controls, Bluetooth® interface and T-LOC, it is the centrepiece of your sanding and extraction system.

SV-AS D50 SWT

Y-valve

With the Y-valve, two machines can be operated in alternation via two hoses with just one extractor. Gone is the need to reconnect on the extractor – simply carry on working.

FESTOOL SPOTLIGHTS

Demanding painters must be able to rely on optimal tools in everyday work. We want to present some of our favourites and new products.

Text: **Melissa Berger** | Photography: **Thomas Baumann, Torben Jäger, Andreas Körner**

“The new jigsaw is compact and light, and therefore ensures perfect handling with every use. Wherever and whenever.”

Nadja Körbel



NADJA KÖRBEL

Interior decorator, parquet layer
and Festool application expert





LM-DTS & LM-RTS

The clip-on light for your compact sander.

The new light module for compact sanders ensures that you have a perfect view and can produce more precise results without the need for rework. It is simply attached via the Protector Slot. The vibration detector automatically switches the light on and off. With two lighting levels, you can adjust the brightness to the respective work situation. The light module is available in two versions for your compact sander: as the LM-DTS for the DTS and ETS, and as the LM-RTS for the RTS.



Longer runtime and shorter charging times with our new TBX batteries. (see page 20)



TABLESS
TBX

PSC-E 18

The handy jigsaw for everyday use.

We have stripped our new, small PSC-E 18 cordless jigsaw back to the essentials: it is slim, has a fixed 90° table and is a true lightweight, weighing just 2.3 kg including the battery pack. And it's incredibly easy to operate: you can get started right away with rectangular and straight cuts in material thicknesses of up to 40 mm.



CT MIDI I AC

The ideal extractor for installation.

Our compact CT MIDI extractor is now available with the technically further-developed AUTOCLEAN (AC) function, which ensures automatic cleaning of the main filter. The suction power therefore remains high at all times and the filter lasts for longer. You can control the extractor easily via the intuitive touch control panel – even while wearing gloves and in dirty conditions. This makes the CT MIDI I AC the ideal companion on any construction site.

“The new TSC 55 KS is much more compact, manages more running metres per battery charge when used with the thin cutting saw blades and produces even more impressive cutting results.”

Boris Seyfried



BORIS SEYFRIED
Festool product manager for
(plunge-cut) saws

TSC 55 KS

The new cordless plunge-cut saw with just one battery pack.

Our new TSC 55 KS cordless plunge-cut saw delivers full power and maximum flexibility to your everyday work. With just one battery pack, it is immediately ready for use, fits perfectly in your hand and supports you in every application. The integrated, sensor-based Kickback-Stop function effectively protects you against injuries and ensures safe work. Together with guide rails, angle stops and splinter guards, the new TSC 55 KS is truly a top-class saw system.

More cutting metres and shorter charging times with our new TBX 8 batteries. (see page 20)

TABLESS
TBX





HW 160 x 1.6

The new thin-cutting saw blades.

When used with our thin-cutting saw blades, the new TSC 55 KS cordless plunge-cut saw is unbeatable – because they are the perfect match. With a cutting width of 1.6 mm, the new saw blades ensure fast, efficient work. The cutting width, cutting angle and tooth shape are optimally tailored to your respective application and machine, so you can achieve maximum work progress with optimal cutting quality.



LM-TS/TSC

The light module for plunge-cut saws.

The magnetically attachable LM-TS/TSC LED light module brings more light to the sawing area – precisely where it matters: directly on the workpiece. It ensures shadow-free illumination and is available as an accessory for the new TSC 55 KS as well as for all other Festool plunge-cut saws.



“Lightweight yet really strong – that’s the TXS 18. And thanks to the Systainer with lid compartment with clever accessories, everything I need for daily use is always within easy reach.”

Dino Frey



DINO FREY
Painter and Festool
application expert

AN-UNI

The angle attachment with quick adjustment.

In places where nothing else can reach, our CXS 18 and TXS 18 cordless compact screwdrivers get to work powerfully. The FastFix attachments make them even more agile and flexible. The AN-UNI angle attachment is the perfect accessory for inserting screws around corners. Using the quick angle adjustment, you can position the tool perfectly and can manage challenging drilling and screw-driving tasks even in hard-to-reach places.



CXS/TXS 18

The compact screwdrivers in C and T-shaped design.

The compact CXS/TXS 18 cordless drills impress with powerful performance thanks to the 18 V battery and outstanding handling – ideal for assembly work, even in confined spaces and in complicated corners. Thanks to versatile attachments, CENTROTEC quick-change system and handy features like the bit garage, belt clip and LED light control, they prove to be confident problem-solvers.



“For me, the KHC 18 is the perfect allrounder, with the right balance of power, versatility and outstanding handling.”

Philipp Stahl



PHILIPP STAHL

Master painter and Festool training and multiplier training



KHC 18

The cordless rotary hammer drill with chisel function

The KHC 18 cordless rotary hammer drill has so much power and impact energy that you will make noticeably faster progress during hammer drilling, screwdriving without percussion, drilling and chiselling. And it is extremely versatile: Easily switch between applications with the function switch. Thanks to the tool-free tool chuck replacement, you can change the SDS-Plus tool chuck for a keyless chuck in no time and are therefore always best equipped for a variety of possible tasks.

AV-BHC/KHC

Efficient dust extraction for the cordless rotary hammer drill and cordless hammer drill.

With the practical AV-BHC/KHC dust extraction device (accessory), you can reduce dust while drilling and chiselling – precisely at the point of dust production. Simply attach the extraction device to the depth stop. The gaiter can be optimally adjusted to your drill length, and the transparent sleeves mean you always have a clear view of the drilling location.



HOLY GROUND



BOCHUM-WATTENSCHIED

51° 28' N | 7° 7' E

They can't walk on water. But it almost looks like it, when they're pouring seamless floors in a former church. In the process, the employees of malerfaktor from Münster demonstrate all their skills and experience.

Text: **Ralf Christofori** | Photography: **Sven Cichowicz, Peter Frese, Sven Kotulla**



Today, we are at the church of St. Nicholas in Bochum-Wattenscheid, Germany. Not to pray, but to be astonished. From the outside, the former parish church, with its solid masonry and onion-shaped steeple, looks just like it did when it was built more than 90 years ago. The last service was held here in 2008. Two years ago, the decision was taken to convert the deconsecrated church into a modern office building.

Inside, the church interior is barely recognisable. The nave has been completely gutted and a new storey with an elliptical cutout has been added. A painting company from Münster was commissioned with the challenging task of installing extensive and seamless floors in the historic building. Why? "Because we can," as it says on the malerfaktor website. We visited the construction site to see for ourselves.

An experienced team, working perfectly together

"We have a particular penchant for the highest standards of craftsmanship, especially for seamless floors. That's what sets us apart," says master painter Thomas Wübbelt. His brother Stefan and his three experienced colleagues work perfectly together as a team. They know the material, work with the best tools and have levels of experience that are indispensable in a challenging project of this kind. Everything is planned step by step and drying times are strictly adhered to. Everyone knows what needs to be done and when. All the cogs need to run smoothly together so that in the end, the seamless floor not only looks amazing, but also delivers impressive robustness and durability.


The best tools for perfect substrate preparation

Before the team gets started, the walls are carefully masked. Then the substrate is thoroughly prepared. Expansion joints and cracks in the screed are cut with the Festool DSC AG 125 FH cutting system. Alongside the large disc sander, the RG 130 surface-restoration sander is also a valuable tool. "Machines are really important!" stresses Stefan. "To do a really good job, you need absolutely reliable tools with high performance levels." The team from malerfaktor also values Festool's efficient dust extraction – not only during routing and sanding, but also when mixing the materials.



↑ In different phases of the work process, the MX 1600/2 stirrer ensures the perfect mix.

→ The RG 130 surface-restoration grinder has a high material removal capacity and is easy to handle – and best of all, it has a matching extractor and pre-separator.



"What I love about the new RG 130 is that you can really route all the way to the edges thanks to the folding brush segment. Festool really took this to the next level."

Nadine Osterhoff

The surface-restoration grinder enables quick and thorough material removal even when the going gets tough.



35

RG 130 ECI

THE RENOFIX RG 130 ECI SURFACE-RESTORATION GRINDER

- > **Unlimited power.** The powerful EC-TEC motor of the RG 130 enables a material removal capacity that is as fast as it is thorough.
- > **Work appropriately for the material.** Whether you are working with concrete, screed, paint, adhesive or other coatings – with the RG 130, there is the right diamond tool for every application and every material.
- > **Excellent service life.** An extremely robust, resilient gearbox and the highly efficient, brushless EC-TEC motor make our surface-restoration grinder extremely durable – with minimal downtime.



The ROTEX isn't just
a geared eccentric sander
– it's an "allrounder"

36



RO 90/150

GEARED ECCENTRIC SANDER WITH 3-IN-1 PRINCIPLE

- › **Multifunctional legend.** By using the ROTEX, you can perform three different operations without changing machines: coarse sanding, fine sanding and polishing. You can even convert the RO 90 into a Delta Sander.
- › **Fast Changeover.** It is quick and easy to change attachments or switch between functions. Change pads quickly without the need for tools thanks to FastFix.
- › **Outstanding results.** Extremely high material removal capacity for coarse sanding, super-fine pattern for fine sanding and a perfect finish when polishing.
- › **Systems get it done.** For the ROTEX, there are sanding pads in a range of hardnesses and abrasives which are designed for optimal extraction – for any surface application.

"Placing a seamless floor
in a historical building,
where everything is far
from level or even and
both the customer and the
architect have clear
demands, is definitely a
special challenge."

Stefan Wübbelt





↑ **Outstanding work, impressive result: in the end, the former church interior is barely recognisable.**

← **Before the finish is applied, the entire floor surface is sanded – here, the ROTEX RO 150 and Granat P100 abrasive are being used.**



Working carefully and precisely right to the finish

And then it's the moment of truth: when the material has been poured and levels itself out, when Stefan and Nadine glide over the flowing surface, spreading and catching the material with wide squeegees, in even and controlled movements, like a kind of ballet in overshoes with spikes. There's no question about it: the glossy surface that reflects the architecture is beautiful to look at, but it is also uncompromisingly honest. Only once the floor has dried out will it become clear how carefully and precisely the team from malerfaktor has worked in all phases of the process.

The next morning, the floor can be walked on – Stefan is more than satisfied with the result. And then the finishing work begins. Expansion joints are carefully exposed and the entire floor is sanded extensively. Kathrin works with the ROTEX RO 150 in the small areas and with the RO 90 in the corners and hard-to-reach areas at the edge. "Even though they are large areas, we have to be very precise in the details," she says. The seamless floor is finished with a colour-intensifying seal.

The floor enhances the sophisticated architecture

"Our team has twenty years of experience with PANDOMO," says Thomas. "In collaboration with the manufacturer, we supported the most recent further developments of the products and perfected their processing." The painting company benefits from this knowledge and experience – more importantly, so do the customers.

The challenging task of achieving a seamless floor of the highest standard in a historic church building; working with the perfect tools to achieve the best result in the end – that's what the employees of malerfaktor are rightly proud of. From the upper floor, Thomas Wübbelt looks through the ellipse and down onto the freshly laid floor. Not to inspect it, but out of pure joy. "We want to turn our customers into fans," he says. And there's a good reason why his team is able to do this time and again: just because they can.

Discover more stories about extraordinary craftspeople and their projects at:
» festool.co.uk/blog/work

MALERFAKTUR

malerfaktor is a specialist company that nurtures the craft of painting and has specialised in the most challenging of projects – including the high-quality installation of seamless floors. The core team is made up of 12 employees. malerfaktor is a company of the Unkhoff/Partner Group based in Münster, Germany.

EVERYTHING YOU NEED
Perfect tools and accessories
for installing seamless floors.



**RG 130
& DIA ABRASIVE**

Substrate preparation is a breeze with the RG 130 surface-restoration grinder and the DIA ABRASIVE diamond pad.




MX 1600/2 & MX-A dust extraction

We recommend the MX 1600/2 stirrer and HS3R stirring rod for mixing the flooring compound. With MX-A dust extraction, naturally.



**DSC AG 125 FH
& ALL-D125**

The DSC AG 125 FH cutting system with ALL-D125 diamond cutting disc is ideal for cutting expansion joints.



**RO 150 / RO 90
& Granat P100**

For the final sanding operation on the seamless floor, our ROTEX with Granat P100 abrasive is just the ticket.



Seamless floors

When installing seamless floors, every individual work step is crucial – and the right tools are required at all stages. We have watched the professionals in action and show you how to achieve the best result.



Mask all bordering walls with film. To avoid sound bridges, apply edge insulation strips (ArDEX TP 19 in this example).




Use acrylic sealant to fill the joints between the edge insulation strips and the floor.



Cut cracks in the screed or clogged expansion joints using the DSC AG 125 FH freehand cutting system.




Insert corrugated connectors into the cuts and seal with resin. Then apply fibreglass fabric and sand with quartz sand.



Remove unevennesses in the surface.
Tip: Using the RG 130 surface-restoration grinder and the folding brush segment, you can work neatly right to the edge.



Cut connecting rails to size with the AGC 18 angle sander and embed as expansion joints.



To achieve optimal adhesion of the floor compound, the entire screed is primed (with Pandomo EP in the example) and sanded with quartz sand.



Stir the components (in this case Pandomo Floor Plus) using the MX 1600/2 stirrer.
Tip: The MX-A dust extraction significantly reduces the amount of dust produced during stirring.




Pour the floor compound onto the substrate and spread evenly with a squeegee. If using Pandomo Floor Plus, a hard grain sand is sprinkled into the floor compound.



Cut open any filled-in expansion joints with the DSC AG 125 and a guide rail.
Tip: for longer expansion joints, several guide rails can be connected.



Sand the entire floor surface: cover wide areas using a Trio disc sander and work in the edges and hard-to-reach places with the ROTEX RO 150 or RO 90.



Apply colour intensifier with a lambskin cloth and then seal the seamless floor with a 2-compound PU sealant to protect against contamination.



For detailed instructions with even more background knowledge for perfect, seamless floors, see our website.

The Festool Family

For more than 100 years, the Maier-Stoll family has been firmly behind the company. The fourth generation is already involved and all of the family members have a deep connection with the company.

Text: **Melissa Berger** | Photography: **Dawin Meckel**

My father always emphasised: the company is the work of many hands! Our success is the result of all our efforts," said Gerda Maier-Stoll. The daughter of the company founder Gottlieb Stoll, together with her husband Peter Maier, has already passed the sphere of hands that reflects this concept to the third generation of the family.

In the meantime, Barbara Austel chairs Festool's supervisory board. Katrin Möhl runs the proprietary workshop centre on the Swabian Alb, where she organises the children's holiday programme for employees' children. Stefanie Luik is a member of the supervisory board and her main focus is on ensuring that young people are well trained and well supported in the company. And the fourth generation is also showing an interest in the company: some have already completed an apprenticeship – including as carpenters, decorators or advertising engineers.

"We represent the values of our family company and hold craftsmanship in high regard," stressed the qualified carpenter, Barbara Austel. "In the first year after our 100 year anniversary, we would once again like to say a huge thank you to our employees and in particular our customers for their trust in us and our products."





CT-ASA FLX J



This is what efficient dust extraction looks like today

The CT-ASA FLX J mobile boom arm ensures convenient extraction during longer sanding projects. The flexible boom arm is guided from above, keeping the hose and cables out of your way and preventing them from getting caught.



Dust extraction has never been so convenient

You can adjust the flexible boom arm perfectly to your work situation: use the modular chain links to adjust the length of the boom arm, and the telescopic tube to adjust the height.

THE BOOM ARM FOR CLEAN WORK AND MAXIMUM COMFORT.

Is there always something in the way of dust extraction? Not with the new Festool boom arm. The flexible arm, which is guided from above, keeps the path clear – no risk of getting caught and no risk of tripping. For use on the construction site, the CT-ASA FLX J boom arm is the ideal choice: the Flexarm is supplied in the SYS-MFT. This means the boom arm can be securely attached to the extractor via T-LOC, complete with telescopic tube. The boom arm ensures ergonomic, clean work and maximum comfort: simply unroll it, attach it and get going.

» You can find more valuable accessories for optimal extraction here: [festool.co.uk/accessories/dust-extraction](https://www.festool.co.uk/accessories/dust-extraction)

LEGAL NOTICE

FESTOOL MAGAZINE #14

Publisher

Festool GmbH

Festool Editorial Lead

Alma Colbazi-Rebmann

Editing

RC Redaktionsbüro, Saarbrücken, Germany
Dr. Ralf Christofori

Art Direction & Layout

Yama Inc, Stuttgart/Berlin, Germany
Ingo Ditges

Translation

STAR Deutschland GmbH, Sindelfingen, Germany

Media Services

LOTS OF DOTS MediaGroup. AG, Mainz, Germany

Cover photo

Sven Cichowicz

© 2026 Festool GmbH

Subject to changes and errors. All images are non-binding. Produced for Festool GmbH, 73240 Wendlingen, Germany, 04/2026.

Reproduction of this text, in part or in whole, is permitted only with the written consent of the publisher.

[festool.co.uk](https://www.festool.co.uk)

Vibration levels and emission values can be found in the operating instructions at [festool.co.uk/operating-instructions](https://www.festool.co.uk/operating-instructions)

The Bluetooth® word mark and the logos are registered trademarks of Bluetooth SIG, Inc.; they are used by TTS Tooltechnic Systems AG & Co. KG, and therefore by Festool, under licence.



Festool is dedicated to taking care of forests for future generations. The following materials are FSC™-certified: paper.

Festool UK Ltd

Gottlieb Stoll House
1 Anglo Saxon Way
Rougham
Bury St Edmunds
IP30 9XH
Great Britain
Phone: +44 (0) 1284 760 791
customerservice-uk@festool.com



UNCOMPROMISING PERFORMANCE

Once you have registered your new tool, it is fully covered** for the first three years thanks to our Warranty all-inclusive*. Please note that registration can only be carried out by you, our customers, exclusively in MyFestool. In MyFestool, you can also see an overview of all your tools, accessories and warranty terms. You can quickly and easily request repairs online and take part in exclusive campaigns and competitions. As a result, you will always be able to take advantage of the full range of services.

Discover all Festool services at:
» [festool.co.uk/service](https://www.festool.co.uk/service)

* Warranty all-inclusive is valid for all Festool tools registered within 100 days of purchase. The Festool service terms and conditions shall apply and are available at: [festool.co.uk/service](https://www.festool.co.uk/service)

** The offer for „full repair, free of charge“ does not apply for damage to consumable materials and accessories, improper use, damage caused by the use of non-original accessories or spare parts, and in the event that tools are dismantled or continuously subjected to use resulting in extensive wear.

CORDLESS POWER YOU NEED.

QUALITY YOU LOVE.



FESTOOL

