

FESTOOL

MAGAZINE.

#4

THE ISSUE FOR CARPENTERS
AND JOINERS.

AUTUMN
2022



NOW OR NEVER?

NEW TECHNOLOGIES FOR
THE FUTURE OF THE TRADE.

THE FUTURE OF WORK

FOCUS WHY THE FUTURE OF WOODWORKING STARTS TODAY ⁰⁴

TOOLS THE NEW TS 60 K PLUNGE-CUT SAW WITH KICKBACKSTOP FUNCTION CUTS THROUGH WOOD LIKE BUTTER ¹²

DEDICATION IN THE PLAYGROUND WITH THE STARKHOLZ TEAM IN FREEZING TEMPERATURES ²⁸

INSPIRATION CARPENTER FLORIAN MEIGEL HAS ALREADY ACHIEVED A LOT BUT STILL HAS SO MUCH AHEAD OF HIM ⁴⁰

LOOK INSIDE THE NEW ASSEMBLY PLANT IN WEILHEIM IS SUSTAINABLE AND FORWARD-LOOKING ⁵⁶

EDITORIAL

Dear readers,

The world of work is constantly changing. Innovative technologies and new ways of cooperating and doing business are taking us into the future. What drives us to help shape the **future of work** in the woodworking trade? We see ourselves as enablers and give our all to help you give yours. With outstanding tools and clever system solutions to make your everyday work easier.

Tools like the new **TS 60 K plunge-cut saw**, which cuts through wood like butter and offers added safety thanks to the KickbackStop. We also shine a spotlight on three **cordless drills** in this issue to see what they can do. Meanwhile, discerning carpenters will appreciate the innovative **Shaper Origin** CNC router – the perfect addition to their toolbox. And as for **what the future has in store for Festool**? You can learn more about that too in this issue of the magazine.

All this is, of course, just a snippet of what we have to offer. If you want to know more, we recommend visiting our website, where you will find the complete range of tools and accessories as well as extensive user support with quick guides, videos and apps. We also now offer a product comparison function.

Dive in, and let our magazine inspire you. We hope you enjoy it!

Yours sincerely,

A stylized, handwritten signature in white ink, likely belonging to René Kruk, the Managing Director of Festool Germany GmbH. The signature is fluid and cursive, with a large initial 'R'.

René Kruk
Managing Director of Festool Germany GmbH

CONTENTS

#4

03

04

Focus

THE FUTURE OF WORK

There is more than one way to reach a destination – and that applies to the future of woodworking, too.

12

Tools

LIKE BUTTER

Worlds apart: The TS 60 K plunge-cut saw is setting new standards in sawing.

18

Projects & work

THE DOOR WHISPERER

For Gerben Evers, his precision tools are his most valuable employees.

20

Tools

FIRST CHOICE

Three cordless drills, each with their own strengths, take the stage.

26

Tools

TOOL CHUCK

Why having the right accessories is essential for screwdriving and drilling applications.

28

Dedication

THEY JUST WANT TO PLAY

The Starkholz carpenters show what they can do in the playground.

34

Favourites

FESTOOL SPOTLIGHTS

We asked five professional woodworkers about their favourite Festool products.

40

Inspiration

THE BEST IS YET TO COME

For young carpenter Florian Meigel, the future has only just begun.

46

Tools

ORIGIN

The Shaper Origin CNC router is opening up a whole new world of possibilities in woodworking.

52

Tools

ALWAYS BY YOUR SIDE

Why the new CTC MINI/MIDI and CTC SYS cordless extractors are a must-have on construction sites.

56

Look inside

THE FUTURE AT FESTOOL

The new Festool assembly plant in Weilheim/Teck is ground-breaking.

62

Tool tip

SYSTAINER WITH LID COMPARTMENT

Always have the right tool for the machine to hand thanks to the new Systainer with lid compartment.

63

Imprint

12



28




40



56







THE FUTURE OF WORK

The future is knocking loudly at the door; there's no mistaking it. It wants to be more digital and more sustainable – and so it should. Innovative tools and new technologies, new business models and ways of working are leading the way.

But what does this mean for the woodworking trade? Has the future already arrived? We find out.

Text: **Ralf Christofori** | Photography: **Simon-Paul Schempershofe, Oliver Helbig, Manolito Röhr**


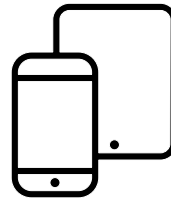
A woman of action.

Independent but connected.

06

When we visit Floor Doelman, she has just moved into her new workshop. She is glowing, as she has just taken the next step into her bright future. She shares the workshop on the outskirts of Delft with a larger wood-working company. One of the workshop owners earns his money from house clearances, so it is the perfect environment for Floor Doelman to do what she does best: Make furniture from recycled and upcycled wood and other materials. Everything seems to have come together perfectly, but it wasn't planned that way, she tells us: 'My life doesn't follow one fixed idea – it emerges from the process. The same applies to my work.'

Floor Doelman gained a lot of experience from a young age. Her journey to self-employment was driven by a desire to build something with her own unique profile and superior craftsmanship. Floor used her very first pay cheque to buy a Festool ROTEX geared eccentric sander, which she cherishes. She has since acquired an enviable collection of tools, which she primarily uses to work on solid wood. She shares what she makes on her Instagram account 'Floor maakthet'. Instagram is a fantastic tool for the sole entrepreneur: It allows her to express herself and connect with others. Above all, she wants to inspire young craftswomen to forge their own path too. In the medium term, she wants to work with the owners of Ander Hout to transform the workshop into a communal space where people from all different backgrounds can work creatively. This is all part of Floor Doelman's plans for the future, a future where anything is possible – in the best sense.



➤ The new workshop offers plenty of space for new ideas and for people who share Floor Doelman's passion for craft.


➔ Instagram is an important platform for the creative woodworker: It provides a space for her to impress customers and like-minded individuals with her work.






**'OLD WOOD, MODERN MACHINES
AND FANTASTIC PEOPLE TO WORK
WITH - THAT'S HOW I IMAGINE
MY FUTURE.'**

Floor Doelman, Furniture Maker



08



**'THE COLLABORATION WITH
ARCHITECTS, PLANNERS, PARTNER
FIRMS AND MULTIPLIERS IS
EXTREMELY REWARDING.'**


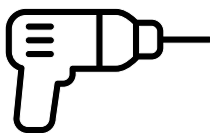
Simon Meinberg, Raumstation & Friends



↑ Simon Meinberg (right) has made Raumstation & Friends what it is today, but as a young entrepreneur he is still a team player.

→ In the large workshop, employees work with Festool precision tools and digital production equipment.





**'FOR US, THE FUTURE HAS
TO BE DIGITAL – IN PRODUCTION
AS WELL AS IN ORGANISATIONAL
PLANNING AND MARKETING.'**

Simon Meinberg, Raumstation & Friends

The Raumstation vision.

From start-up to
major operation.

Just thinking about how quickly Simon Meinberg catapulted his 'Raumstation' to success is enough to make you dizzy. After completing his apprenticeship with a carpenter in Oberursel near Frankfurt, he went on to take his master craftsman's diploma. Aged 20, he then moved to Berlin to study architecture. A year later, he discovered a carpenter's workshop for sale in Kreuzberg while browsing the classified ads on eBay.

Meinberg put together a business plan and took over the workshop with three employees. He called it 'Raumstation & Friends' – a grand name for grand plans. Together with a business partner, he expanded the business, bought a former chair factory in Harz and merged with Berlin timber construction company Artis Engineering at the end of 2021. At the age of just 25, Simon Meinberg now employs over 100 people.

This did not all happen by chance. Meinberg has a vision. He seems to always be a step ahead. He has a real talent for getting people excited about his ideas. And he is convinced that anything is possible. But Simon Meinberg doesn't see himself as a one-man operation: 'We don't call ourselves Raumstation & Friends for nothing. The collaboration with architects, planners, partner firms and multipliers is extremely rewarding.'

There are CNC milling machines installed in the new workshop in Berlin-Bohnsdorf. The company makes full use of digital manufacturing technologies, particularly for large orders. But the many Festool tools that Simon Meinberg has acquired over the years are no less important as far as he is concerned. After all, they too are helping to make his vision a reality.

Learn more about our visit to the 'Raumstation' in the Festool blog:
» festool.co.uk/blog

Clever, smart, digital.

Take a step into the future with Festool Connected.

10

Festool products help you to be the best carpenters and joiners that you can be. Our tools are innovative and efficient and deliver uncompromising quality. And this won't change. What is changing is the requirements that you and we face day in, day out. At Festool, we are doing everything we can to support you with these challenges, both today and tomorrow – including in the digital realm.

And digitalisation is about far more than just software development for Festool. It is always about systems – whether for tool management, for controlling machines or for clever functions that make life easier. With Festool Connected, we offer clever tools and smart apps that are perfectly tailored to our tools and extend their function considerably.

We have recently updated the user interfaces to make them even more intuitive and easier to use. Whether managing your product data and services at a glance or individually adjusting your tools, with Festool apps, the configuration of your tools is just a click away. Whatever the occasion, you will always be perfectly equipped – so you can achieve the desired results faster and more efficiently than ever before. Whether in the workshop or on the construction site.



Festool Connected. With Festool Connected, we offer you intelligent products and smart apps that can optimally support you in every work situation. The perfect addition to the Festool system.



Find out more about Festool Connected
and our fantastic apps.



FESTOOL ORDER APP

With the Order app, you can find Festool tools, matching accessories and consumable materials and order them directly from the dealer. Whether you're in the workshop or out and about. And because something is always needed somewhere, you can share your digital shopping list with employees as well.



FESTOOL WORK APP

The Festool Work app adds a host of great new functions to your tools. You can use your smartphone to control the brightness of the LED light on the tool, enable left-handed mode, connect your tools and battery packs – and even locate them.





**THE SMART FESTOOL APPS
ARE PERFECTLY TAILORED TO
THE INTELLIGENT TOOLS
AND EXTEND THEIR FUNCTION
CONSIDERABLY.**



FESTOOL HOW-TO APP

The How-to app helps if you get stuck while working. In explanatory videos, Festool experts provide valuable tips on the use of Festool tools. The videos are divided into individual sections so you can quickly find the advice you need.

Why the future starts today.

Christoph Krause has been advising businesses in the skilled crafts and trades on the adoption of digital technologies for 12 years now. We asked him what will be important in the future.

FM: The future world of work will undoubtedly be more digital. In your opinion, how well prepared is the woodworking industry for this future?

CK: There is no such thing as a non-digital trade anymore. Quite the opposite. We receive so many requests every single day at the Mittelstand-Digital Zentrum Handwerk: How can I set up straightforward interfaces between my digital tools? How can I connect my digital plans to my tools? How can we use automated processes to claw back more time for our actual craft? On average, carpenters and joiners today use up to 12 different software tools, programs and apps. There are also interfaces with the timber trade to consider on top of this.

FM: Your motto is: 'Let's simplify'. That sounds simpler than it is though, doesn't it?

CK: We need to learn to simplify digitalisation in an intelligent way. It's complex, not complicated. Often, woodworking businesses are so busy that they don't have the time for sustained implementation. My recommendation in this situation is to prioritise which digital processes these businesses want to develop further and which they do not.

FM: Do woodworking businesses have to keep up with digitalisation in order to be fit for the future?

CK: Definitely! The digital business environment is evolving rapidly in all areas. The skilled trades and crafts have to keep up – and even be out in front in some aspects. Our many real-life examples from the woodwork sector are evidence of this, and they also show how it is working. If you don't have digital access to customers or up-and-coming talent, things will get much harder as we move into the future. So roll up those sleeves and 'let's simplify'!



CHRISTOPH KRAUSE

Christoph Krause is the head of the Koblenz demonstration centre in the Mittelstand-Digital Zentrum Handwerk. The 'simplifier' and forward thinker can also often be found sharing his ideas about the future world of work, either in person or in the digital realm.

LIKE BUTTER

The TS 60 K cuts through wood like butter. It is lightweight, smooth and extraordinarily precise. It is also still our most versatile saw. And thanks to our new plunge-cut saw's unique KickbackStop function, which minimises the risk of injury and conserves material, it makes work even easier.

Text: **Melissa Berger** | Photography: **Thomas Baumann, Simon-Paul Schempershofe**

Anyone who thinks that powerful plunge-cut saws are better kept for rough work is sorely mistaken. Clearly, all Festool plunge-cut saws are extremely powerful. But with each new generation, they have also become more versatile, more flexible and more precise. None of them are lacking when it comes to power. And now we have a new addition to the family in the form of the TS 60 K – a new corded plunge-cut saw. With a 60 mm cutting depth and a maximum speed of 6,800 rpm, it can effortlessly cut through even the thickest of workpieces with absolute precision.

Loaded with a new-generation brushless EC-TEC motor, the TS 60 K achieves rapid work results with noticeably less effort. Cut through wood, plastics and other materials with ease, using the right saw blade for the material and the appropriate speed setting. The FastFix spindle stop makes changing the saw blade a piece of cake and more convenient than ever, as the compact design allows you to rest the saw on its side. Another benefit is that the TS 60 K can be combined with the cross-cutting guide rail – for precise, clean cuts every time.



Worlds apart.

The new TS 60 K with
KickbackStop function.

14



Greater safety when sawing – thanks to KickbackStop
The new TS 60 K comes with the unique KickbackStop function. The saw blade stops faster than the blink of an eye, reducing the risk of injury caused by kickback during sawing or plunge-cutting into the workpiece.

4.6

Weighing in at 4.6 kg, the TS 60 K is compact, relatively light and perfectly balanced.



60

With 90° cuts, the TS 60 K achieves a maximum depth of 60 mm (40 mm for 45° cuts).


Powerful yet effortless

Robust and sophisticated down to the very last detail, the TS 60 K is sure to impress across the board. Whether it's precisely cutting through solid wood or efficiently cutting stacked panels to size – our new plunge-cut saw gives its all to any challenge thrown at it while conserving its energy.



Systematically better

The entire system of accessories is compatible with the new TS 60 K. The new saw is even compatible with the cross-cutting guide rail: A truly game-changing improvement to everyday work! And, of course, dust extraction also works perfectly with our plunge-cut saw.




6.800

The high speed of max. 6,800 rpm ensures an effortless feed rate and, as a result, the best cutting quality.



Suitable saw blades and other clever accessories for the new TS 60 K can be found on our website.

A man wearing safety glasses and a blue and black jacket is using a Festool hand saw to cut a piece of wood on a table. The table is supported by a metal stand. A Festool vacuum cleaner is visible in the background.

**'NO MATTER HOW HARD
YOU CONCENTRATE WHEN
WORKING, THE SAW BLADE
CAN STILL OCCASIONALLY
CATCH. THE KICKBACKSTOP
FUNCTION REACTS
IMMEDIATELY. IT'S REALLY
IMPRESSIVE.'**

Gerben Evers, Lemelerveld, Netherlands

Extremely precise and safe.

The TS 60 K sets new standards in sawing.

The cut quality that our circular saws offer is legendary. So when we say that using the TS 60 K is like cutting through butter, we are not exaggerating. But as effortless as the new plunge-cut saw is to use, we have been careful not to overdo it. Because at the end of the day, while delivering the perfect cut quality is important, so too is your safety. Kickback is the most common cause of serious injuries involving circular saws. Festool has equipped the TS 60 K with the unique KickbackStop function to protect you in these situations. If the saw blade catches while sawing or plunge-cutting into the workpiece, it stops – protecting both the workpiece and the user.

What's more, the TS 60 K is tremendously versatile. With its 60 mm cutting depth and compact design, you will achieve perfect results even when working with mitre cuts and solid worktops. The new plunge-cut saw can even be combined with the cross-cutting guide rail, for precise cross-cuts that can be accurately repeated with ease. The extensive system of accessories expands the range of potential applications and makes life even easier, as do the angle stop and carefully considered details like the splinter guard. And to prevent you from having to work in dusty conditions, dust extraction also works perfectly with the plunge-cut saw. As a result, the TS 60 K is genuinely setting new standards in sawing.



UNCOMPROMISING PERFORMANCE

Whether for repair orders, warranty claims, protection against theft or spare part availability, you can rely on Festool's comprehensive service. You can access tool and warranty overviews and repair orders via your personal MyFestool account.

See page 63 for more information.

TS 60 K



TS 60 K PLUNGE-CUT SAW

- › **Now even safer.** The unique KickbackStop protects the workpiece and minimises the risk of injury. Once the saw has been triggered, it is ready for use straight away without replacements or additional costs.
- › **One for all.** The TS 60 K is our most versatile plunge-cut saw. With its 60 mm cutting depth and compact design, you will achieve perfect results even when working with mitre cuts and solid worktops.
- › **Extremely precise and powerful.** The new TS 60 K works with absolute precision. The high speed ensures ideal machining, an effortless feed rate and the best cutting quality.
- › **Robust and virtually maintenance-free.** The TS 60 K is extremely robust under any conditions. The new-generation, brushless EC-TEC motor is virtually maintenance-free.

FIND OUT MORE

Learn all about the new TS 60 K plunge-cut saw on our website:

» www.festool.co.uk/@576724

THE DOOR WHISPERER

18

Gerben Evers specialises in wooden doors. But for him, it's not about delivering fancy or unusual designs – there are other qualities that are more important.

Text: **Ralf Christofori** | Photography:
Simon-Paul Schempershofe



LEMELERVELD

52° 27' N | 6° 20' E



← Using a template, the door specialist from the Netherlands takes the exact measurements along the frame.

↑ Thanks to his cordless Festool tools, Gerben Evers is completely unrestricted when fitting the doors.

✓ For Gerben Evers, it is crucial that every single cut is absolutely precise.



Gerben Evers is a quiet type. He prefers to work alone. His professional passion isn't for creating fireworks. It's for something else entirely: His passion is for quality and millimetre precision – two areas that require particular care and consideration. He has specialised in the construction of wooden doors for years. And he has gradually optimised his work over this time to enable him to deliver the best results as efficiently as possible. As a renowned wooden door specialist, he actually receives far too many requests thanks to his excellent reputation. But that's a luxury problem that he can live with.

Gerben Evers completed an apprenticeship as a joiner in 1990 before joining a large carpentry firm. His quality standards were high right from the start, which is why he decided to become his own boss in 2004. In Lemelerveld near Zwolle, where he has his workshop, he is cultivating a USP that sets him apart from the competition: He makes wooden doors with special properties such as sound insulation, using high-quality material and absolute precision.

As he works almost exclusively alone, Gerben Evers equips himself with the best tools, accessories and aids. 'That's very important to me, because if I want to be competitive, I need to work precisely yet extremely efficiently,' he explains, and continues: 'I also need to be able to rely on my tools, as they are my most valuable employees.'

The door maker's Festool tools therefore support him in every sense. The TS 60 K plunge-cut saw, which he is trying out as a trial customer, is an absolute winner in his eyes as well. It has all the qualities he needs for his high-precision builds. Gerben Evers is impressed – even if his reserved demeanour doesn't necessarily show it. The tool connoisseur and skilled craftsman simply quietly enjoys the experience.

Discover more stories about extraordinary woodworking businesses and their projects at:
» festool.co.uk/blog

EVERS TIMMERWERK EN DEURENMONTAGE

Gerben Evers is an experienced joiner and sole trader. He established his business in 2004. Over the past 18 years, he has perfected the art of building high-quality, precise wooden doors.



FIRST CHOICE



When you're spoilt for choice, you consider your options very carefully. We have three excellent cordless drills – with and without percussion – fighting for that top spot. But they are all first choice, as each has its own strengths.



TPC 18/4

Drilling and screwdriving with KickbackStop

The QUADRIVE TPC 18/4 cordless percussion drill impresses with its immense power and versatility. It is extremely tough, but it knows its user's limits. This is thanks to the new KickbackStop, which ensures greater safety when drilling and screwdriving.



Added safety

The QUADRIVE TPC 18/4 and TDC 18/4 come with the electronic KickbackStop. If the tool jams, the motor stops within a fraction of a second. This minimises the risk of you twisting your wrist if the drill suddenly gets caught on something.

Pure power.

With four gears for every application.

23

The three cordless drills showcased here are all fantastic. They can do a lot, have grit and intelligence and make great work companions. So picking just one of them is not easy. Above all, like in life itself, it is all about what you need, how you'll use it, and what you expect from the drill that you ultimately choose. If you follow this approach, you can't go wrong.

The youngest of the three

The QUADRIVE TPC 18/4 cordless percussion drill is extremely robust and resilient, whether you are working with wood, brickwork or stone. If the TPC 18/4 had muscles, it would flaunt them. This drill actually gets its immense power from its extraordinary drive concept: Equipped with a four-gear metal gearbox (hence the name QUADRIVE) and a new-generation brushless EC-TEC motor, it consistently delivers rapid work results without tiring. When drilling into brickwork, the hammer mechanism provides valuable support.

And to make sure that you don't accidentally hurt your wrist when harnessing all this power and speed, Festool has developed something rather special: The electronic KickbackStop, which provides greater safety when screwdriving and drilling. The TPC 18/4's tremendous versatility really shines through when it comes to tool changes. The smart FastFix interface enables attachments to be changed quickly without the need for tools – so you can switch between drilling, countersinking and screwdriving in no time at all.

Our recommendation: The powerful QUADRIVE TPC 18/4 is the best cordless percussion drill around for challenging screw insertions!



Check out our QUADRIVE TPC 18/4 and TDC 18/4 cordless percussion drills in action.

TID 18

Screwdriving with a tangential hammer mechanism

The TID 18 cordless impact screwdriver is a compact powerhouse. The robust tangential hammer mechanism with no strength-sapping back torque turns the screw without straining your wrist.

» festool.co.uk/@576484



Less tiring

The power of the tangential hammer mechanism on the TID 18 cordless impact screwdriver acts in the rotational direction. Without any back torque. So you can work effortlessly for a long time without fatigue – until you run out of screws.

Spinning for joy.
Screwdriving that is powerful yet effortless.

When you see the TID 18 cordless impact screwdriver at work, two things immediately stand out: How effortlessly it drives in the screws, and its seemingly boundless energy. It truly is astounding, especially because with a weight of just 960 grams, the TID 18 is classed as a lightweight. The screwdriver gets its unwavering energy from the 4.0 Ah Li-HighPower Compact battery pack. The robust tangential hammer mechanism is powerful without sapping your own strength, so you can work for a long time without

fatigue or damage to your wrist. The new-generation brushless EC-TEC motor delivers a torque of 180 Nm. What's more, the TID 18 offers three speed settings so you can adapt it to the material. What's particularly clever is that the T-mode for self-driving screws detects the transition between sheet metal and wood and automatically adapts the speed.

Our recommendation: If you are looking for a tool for industrial applications and working in hard-to-reach places, the TID 18 is the one for you!

Quicker changes.

Maximum flexibility
in a compact form.

The T18+3 well and truly dispels the myth that size is what counts. This compact cordless drill is light-weight and so perfectly balanced in your hand that you hardly feel it. These qualities really come to the fore when working in tight spaces or above your head. Meanwhile, the fully electronic torque setting and switch-off ensure optimum power delivery in every situation – even when switching between screwdriving and drilling. And with the CENTROTEC rapid tool-change system, the T18+3 is a real all-rounder.

Our recommendation: The super-light, long-lasting T18+3 is a universal genius and an absolute must-have for assembly work!



More power in the battery pack

Never before has strong performance been so long-lasting: The high-current-resistant battery cells in the 4.0 Ah Li-HiPower Compact battery pack offer 30 % more endurance and 30 % more power compared to standard lithium-ion cells.

T18+3

Rapid drilling and screwdriving

The T18+3 cordless drill is ideal for all common assembly jobs. It uses only the power needed – no more, no less. The FastFix interface and CENTROTEC rapid tool-change system guarantee lightning-fast tool changes.

» festool.co.uk/@576447



We have a whole host of accessories, so that you ...

26 There is a wide range of accessories available for our cordless screwdrivers and drills. They are absolutely essential for every application: For when you need to go fast, for when you need some power behind the drill or when you are inserting screws around corners or in hard-to-reach places.

DD-DC depth stop

Maintaining a uniform screwdriving depth while driving in screw after screw is easy thanks to the adjustable depth stop. The narrow tip allows a good view of the screwdriving area. The depth stop is suitable for all Festool C and T cordless drills with the FastFix fixture (except CXS/TXS).

DC UNI FF depth stop

The adjustable depth stop with integrated claw coupling features a rubberised guard ring for impression-free screw fittings. This makes it ideal for sensitive surfaces in façades or patio construction.

EX-UNI eccentric attachment

AN-UNI angle attachment

KC 13-1/2-MMFP keyless chuck

The keyless chuck can be used on all drills and impact drills, as well as drilling and impact drilling machines with a FastFix interface. The freely rotating guard ring prevents damage to the workpiece, while the locking device prevents the unwanted release of the tool.

WH-CE CENTROTEC tool chuck

The CENTROTEC tool chuck is compact, lightweight and unassuming, yet intuitive and unbelievably effective: Simply insert the required bit holder or drill bit and away you go! This clever product is one of a kind. And it's available from Festool.



... don't get into a twist when drilling and screwdriving.



Screwdrive around corners. The rotating angle attachment really shows its strengths when drilling or screwdriving in tight spaces. And it is certainly strong, even when working with larger torques.



Replace quickly and without complications. The CENTROTEC tool chuck is 50% smaller and 80% lighter than a drill chuck. The flexibility and simplicity that the CENTROTEC offers when changing tools can't be beaten.



Drill and screwdrive close to the edge. Drilling at an angle or by hand because you can't get the tool in the right place? That's never the best solution. The best solution is: the Festool EX-UNI eccentric attachment.



Clamp by hand. The keyless chuck is placed on the machine without using tools, and clamped by hand. With a clamping range of 1.5 to 13 mm, it is ideal for even extreme drilling applications.



CENTROTEC installation Systainer

104 pieces. Always at hand. With the assembly package in a Systainer³ Organizer, you are perfectly equipped for a wide range of drilling, screwdriving and installation work. In addition to different screwdriver and drill bits, a CENTROTEC centring bit, drill countersink with depth stop and many more accessories are also included.

FIND OUT MORE

Learn more about the CENTROTEC range of accessories:
» [festool.co.uk/accessory](https://www.festool.co.uk/accessory)

SINDELFINGEN

48° 43' N | 9° 0' E





THEY JUST WANT TO PLAY

The carpenters from Starkholz specialise in building playgrounds. But if you think that their work is child's play, think again. Nevertheless, for company boss Thomas Renner and his team, it's a dream job.

Text: Ralf Christofori | Photography: Torben Jäger



↑ Lisa Taut drills into a thick robinia tree trunk, one of the hardest woods around.*

← Every single one of the Starkholz employees knows exactly what they need to do.



It's not quite swimming weather today. It's the start of February, a fresh layer of snow has fallen overnight, and the ground is bitterly cold beneath your feet. For a brief moment, we ask ourselves what we are actually doing here by the lido at Sindelfingen pool complex. But this is not something that crosses Thomas Renner's mind. The owner of carpentry business Schreinerei Starkholz explains: 'As playground builders, we are almost always outside. And, of course, we work even when no one wants to play. Because as soon as it warms up, our playground will be finished.'

Cold comfort: The guys on the Starkholz team automatically warm up while working. There is an unusually high number of men with beards on the team (perhaps because of the weather). One exception is Lisa, who of course does not have a beard, but does sport a hat (which she apparently virtually lives in). She has designed the playground in Sindelfingen. The aim is to make the children feel like they are pirates: They can clamber over the half-buried hull, up to the crow's nest, then across to the friendly octopus, down the slide and back into the cabin. Everything in this playground has been individually planned and made – even the extension that the Starkholz team is working on this Monday morning. 'With us, customers never get anything off the rack – we always give them a playground that no one else has,' says Thomas Renner. Carpenter Lisa, who learnt her trade from him, adds: 'That's what makes the work so rewarding.'

Strenuous work with hard woods and robust tools

This work is certainly not easy: All the structural elements are made from robinia wood, which is one of the hardest and heaviest woods going. 'Without powerful and robust tools, robinia would be virtually impossible to work with,' says Renner. The TPC 18/4 cordless drill with its four gears is perfect for drilling really chunky holes for the connections. Martin cuts the legs on the treasure chest to size with the CARVEX PSC 420 cordless pendulum jigsaw. And when Lisa needs some real power behind her saw, the SYS-PowerStation more than delivers.

Thomas Renner has been a Festool fan for as long as he can remember. But his business in Eberdingen is still relatively young. He founded Starkholz in 2016 with his friend, master carpenter Timo Ziegler. 'As a Swabian living in Berlin, Timo already had some experience in building playgrounds out of heartwood which he could bring to the team,' recalls Renner. 'And we both had a very clear idea of what we wanted: To work with joy, with the best equipment, to the highest standards.'

**'WITH US, CUSTOMERS
NEVER GET ANYTHING OFF
THE RACK – WE ALWAYS
GIVE THEM A PLAYGROUND
THAT NO ONE ELSE HAS.'**

Thomas Renner, owner of Starkholz

↓ The playground at Sindelfingen pool complex has been so well received that it is even being extended.





↑ Robust tools that work perfectly whatever the weather are essential for Starkholz.

→ Batteries and corded machines are powered on site using the SYS-PowerStation.

Appreciation for the work and the team

The invisible bond that connects the two young entrepreneurs – in work and in friendship – was brutally broken far too soon: In 2018, Timo Ziegler was diagnosed with cancer. He sadly passed away in October 2019. Since then, Thomas Renner has been the sole 'boss', but whenever his employees jokingly call him that he simply smiles sheepishly. You really do see a sense of community in the Starkholz family – whether you are a boss, master or qualified carpenter or apprentice, everyone pitches in. Three young men are currently completing an apprenticeship with the company, and they are rather extraordinary: Lukas has trained in biochemistry, Martin is a mechanical engineer and Max is an architect. Why are they the perfect fit for the Starkholz team? 'Because the three of them are simply up for the challenge,' says a delighted Thomas Renner. 'They are a real asset to our little family.'



Success is when as many people as possible benefit

Is his collaborative approach the key to his success? Thomas Renner briefly considers the question: 'Many people confuse success with personal profit. For me, the most important thing is that as many people as possible benefit from our work.' It's not by chance that he has been involved in the non-profit organisation 'Viva Con Agua' for many years. You could listen to Renner for hours as he shares his ideas and musings: He thinks far outside the box. But work on the playground by the lido is calling. His team works completely autonomously – individually and collectively – united by the wonderful thought that it will soon start to warm up and there will be lots of kids joyfully running around the playground.

Read about other exciting projects in the trade in our blog:
» festool.co.uk/blog



33

SCHREINEREI STARKHOLZ

Starkholz was established in 2016 in Eberdingen near Stuttgart. The business specialised in playground construction right from the start. Company founder Thomas Renner now has some 15 employees. As well as ambitious wooden worlds of play and outdoor facilities, Starkholz also builds high-quality solid wood furniture.

↑ The themed playground is one of a kind. It has been lovingly created by Starkholz with great attention to detail.

↓ What really makes Starkholz strong is its team, which is shaped by a real sense of community.



FESTOOL SPOTLIGHTS

People who work with wood every single day need to be able to rely on the best tools for the job. We asked five professionals about their favourite Festool products.

Text: **Melissa Berger** | Photography: **R. Nellsjö, T. Baumann, T. Jäger, O. Helbig, S.-P. Schempershofe**



JOHANNES FELDHOFF

The carpenter from Malmö, Sweden, suffered a serious injury to his hand in 2018 when sawing. Looking back, he wishes he had been using a Festool TKS 80 with SawStop AIM technology.



LISA TAUT

The qualified carpenter works at Starkholz in Eberdingen, Germany. Even in winter, she is hard at work outside in the fresh air – armed with Festool machines, which are more than a match for the harsh conditions.



JEAN-PAUL TETERRA

Jean-Paul Teterra works at Artis Engineering in Berlin. The specialists in furniture, interior fittings and trade fair stands also rely on Festool machines.



FLOOR DOELMAN

The young furniture maker from Delft in the Netherlands predominantly makes individual pieces. She uses Festool machines to make her creative ideas a reality.



MAREK MALEK

The experienced carpenter and owner of IMM AB in Svedala, Sweden often works on remote construction sites and so prefers to work with cordless tools from Festool.

The TKS 80 impresses with its precision and cutting quality. What makes the table saw even better is the SawStop AIM technology, which reduces the risk of serious cutting injuries.

**'SINCE BEING INJURED,
I'VE BEEN LIMITED IN
EVERYTHING. MY LIFE HAS
CHANGED. I SHOULD
HAVE DONE EVERYTHING
POSSIBLE TO GET THIS SAW.'**

Johannes Feldhoff, M&M Zimmerei
Malmö, Sweden

TKS 80



35

TKS 80 TABLE SAW

- › **Added safety.** The TKS 80 with innovative SawStop AIM technology provides greater safety while sawing. The risk of extremely serious cutting injuries is reduced.
 - › **Greater flexibility.** With a cutting height of up to 80 mm, extendible work surface, longitudinal stopper and angle stop, the TKS 80 is extremely variable, even with large workpieces.
 - › **More precision.** Less splintering on the upper side of the material in longitudinal mitre cuts by swivelling the saw blade to the left.
- › festool.co.uk/sawstop



Your fingers – invaluable!

SawStop AIM technology is designed to protect your most valuable tool: Your fingers! The saw blade stops within five milliseconds and disappears from the danger zone on contact with human skin.



**'WE TEND TO BUILD WOODEN
PLAYGROUNDS IN PLACES
WHERE THERE IS NO ACCESS
TO MAINS POWER, SO THE
SYS-POWERSTATION MAKES
OUR WORK A LOT EASIER.'**

Lisa Taut, Schreinerei Starkholz
Eberdingen, Germany

For joiners and carpenters who rely on mains-operated power tools, the SYS-PowerStation in the Systainer³ format is a real asset. It saves them time and money, as they always have their own power socket right there on site.

SYS PST



THE MOBILE SOCKET

- › **High-performance energy package.** With 3,680 watts continuous power and up to 18,000 watts short-term power, the SYS-PowerStation provides enough energy to power any mains-operated tool.
- › **Versatile.** With the SYS-PowerStation, you can use any mains-operated machine without the need for a socket, generator or building site distribution board.
- › **Healthier and emission-free.** The SYS-PowerStation does not generate any emissions, noise pollution or unpleasant odours. Tools can even be used with dust extraction without the need for any cables.

» festool.co.uk/@205722

Creating perfect furniture edging isn't always easy. But it is with the CONTURO KA 65 edge bander. With its ease of handling and unique paste application system, you can create superior-quality edges and joints.

'WE MAINLY WORK AT LARGE STATIONARY MACHINES, BUT THE CONTURO IS QUITE SIMPLY UNBEATABLE WHEN IT COMES TO CURVES AND ROUND EDGES.'

Jean-Paul Teterra, Artis Engineering
Berlin, Germany

KA 65



37

CONTURO KA 65 EDGE BANDER

- › **All-round success.** Ideal for classic furniture edging or manufacturing complex moulded parts with convex or concave curves.
 - › **Efficient and clean.** The optimal amount of paste is applied, with four different colours of adhesive to ensure the perfect join quality on all types of décor.
 - › **Convenient and versatile.** Easy to handle with perfect guidance on the workpiece, the CONTURO can be used in mobile or stationary applications.
- » festool.co.uk/@576575



38

The TSC 55 cordless plunge-cut saw is our masterpiece. And the 'K' makes it even safer still. The unique KickbackStop function not only protects the workpiece but also minimises the risk of injury in the event of kickback while sawing or plunge-cutting.

'I LIKE TO WORK WITH SOLID WOOD, SO MY CORDLESS PLUNGE-CUT SAW NEEDS TO BE ABLE TO REALLY PERFORM. I CAN COMPLETELY RELY ON IT.'

Floor Doelman, Woodwork Designer
Delft, Netherlands

TSC 55 K



TSC 55 K CORDLESS PLUNGE-CUT SAW

- › **Mobile and independent.** The new TSC 55 K cordless plunge-cut saw is as powerful as a mains-operated machine, but completely untethered.
 - › **Powerful and durable.** The tried-and-tested dual battery system (2 x 18 V) combined with the brushless EC-TEC motor delivers maximum power and a longer service life.
 - › **Even safer.** The unique KickbackStop function reduces the risk of injury caused by kickback during sawing or plunge-cutting into the workpiece.
- » festool.co.uk/@576716





**'THE CORDLESS KAPEX
CAN BE TAKEN ANYWHERE
AND IS REALLY SIMPLE TO
USE – ESPECIALLY IN PLACES
WHERE THERE IS NO MAINS
POWER.'**

Marek Malek, Owner of IMM AB
Svedala, Sweden

The KAPEX KSC 60 cordless sliding compound mitre saw is just as impressively powerful as a mains-powered tool – whilst providing full mobility. The battery-powered KAPEX produces ultra-precise cross-cuts fuelled by two batteries (2 x 18 V), both in the workshop and on the construction site.

KSC 60



KSC 60 CORDLESS SLIDING COMPOUND MITRE SAW

- › **Sturdy and mobile.** The new KSC 60 with powerful 18 V lithium-ion battery packs is extremely mobile. This means that changing locations with the robust KSC 60 is not a problem.
 - › **Long-lasting and powerful.** The combination of the latest-generation EC-TEC motor and the dual battery system (2 x 18 V) means that the KSC 60 has consistently high and long-lasting torque.
 - › **Unbelievably versatile.** The new KSC 60 is unbeatable when it comes to versatility – thanks to its mitre angles of up to 60° on each side and bevel angles of up to 46° or 47° on each side.
- » festool.co.uk/@577175



GARMISCH-PARTENKIRCHEN

47° 30' N | 11° 6' E

THE BEST IS YET TO COME

41

Florian Meigel is in his mid-twenties. 'When I do something, I want to do it well,' says the young carpenter from Benediktbeuern in Bavaria. He has already proven that in impressive style at WorldSkills 2019 in Kazan, and has continued to live up to these words on his journey to become a master carpenter. For him, the future has only just begun.

Text: **Ralf Christofori**

Photography: **E. Gurian, W. Pulfer, WorldSkills Germany / A. Jungnickel**

42

It is quite remarkable to sit opposite someone who has already achieved so much but yet still has everything ahead of him. And in spite of all of this, Florian Meigel comes across as completely down to earth in our video call with him. He is driven, but doesn't take things too seriously. He loves carpentry, but loves life at least as much. A mountain bike, snowboard and longboard in the background are unmistakable proof of that. Although in Garmisch-Partenkirchen, where Meigel is currently training at the Fachakademie für Raum- und Objektdesign (Specialist Academy for Interior and Object Design), they are a reminder that he has far too little free time.

Apprenticeship, journeyman certificate, world championship

When you look at Florian Meigel's young yet intense professional career, it seems like it has always been this way. At school, he was one of the best, and decided to embark on a carpentry apprenticeship. At a large business with 100 employees, he learned a lot because the jobs were so varied. Mid-2017, he completed his final examination top of the class, finished in first place at the subsequent practical skills competitions at chamber and state level and – as German champion – went on to join the national team. The aim: WorldSkills 2019 in Kazan.

Free time? No chance! Alongside his full-time job, he put in hours of overtime every week to thoroughly prepare for the international competition. 'It was an unbelievably intense time for me,' Florian Meigel recalls. 'I learned what it meant to work extremely precisely and efficiently.' Work that he completed with his head and his hands – and with tools that make this precise, efficient way of working so much easier: 'The Festool machines made a huge difference.'

Full steam ahead on the quest to become a master craftsman


Just two weeks after he returned from Kazan, Florian Meigel began master school in Garmisch-Partenkirchen. Once again, he does not have the luxury of free time. Instead, it's one and a half years of hard work as he trains for his master craftsman's diploma – ending with a masterpiece that is, of course, anything other than ordinary. Meigel designed a chaise longue comprised solely of sloped angles, without a right angle in sight. The Japanese Kumiko – a decorative pattern consisting of graduated isosceles triangles – is particularly special; it gives the front of the chaise longue structure and depth. To ensure that the furniture, made from maple wood, is not too heavy, the budding master carpenter opted for a ship-like keel and frame construction rather than an enclosed body. Florian Meigel made his extraordinary masterpiece using just standard machines and handheld tools.


**'WHEN PREPARING FOR
WORLDSKILLS, I LEARNED
WHAT IT MEANT TO WORK
EXTREMELY PRECISELY
AND EFFICIENTLY. THE
FESTOOL MACHINES MADE
A HUGE DIFFERENCE.'**

Florian Meigel

→ **Quick and precise: Florian Meigel at WorldSkills 2019 in Kazan.**

↓ **Extraordinary and rather beautiful: Florian Meigel's masterpiece is Japanese-inspired and finished in the highest quality, right down to the last detail.**







There's no doubt Florian Meigel is a perfectionist, paired with a real love of discovering and trying out new things: 'Even during my apprenticeship, I wanted to know everything about everything, and am still happiest when indulging my curiosity.' This applies to craft techniques, whether they are brand new or have been lost to the past. It also applies to machines and tools that open up previously unimagined possibilities.

Craft skills and state-of-the-art machines

Florian applies this same level of dedication and enthusiasm to his use of all kinds of tools, whether it's Japanese saws or chisels, stationary or handheld machines. He produced the challenging Kumiko on his chaise longue and the curved milling cuts on the base using the Festool OF 1010 router. For the complicated geometry of the dovetail joint on the four feet, he relied on the Shaper Origin. 'For me, the Origin is the bridge between the idea and implementation, between the design and the actual workpiece – including, and particularly, for complex designs,' he explains.

Is this what the future of carpentry looks like? 'Yes and no,' thinks Florian Meigel: 'Craft skills are key – and this won't change. Of course, it's great that tools are constantly coming onto the market that open up a whole new realm of possibilities. In my opinion, Festool and Shaper Tools are right up at the front of the pack in that regard.' Florian Meigel is constantly striving to learn more in this area, too, for example as part of a weeks-long stint as the 'Shaper in Residence' at Shaper Tools in Leinfelden-Echterdingen. The young master carpenter has since shared his knowledge and skills in using the machines with other carpenters during a series of workshops.

The next step into the future

In autumn 2021, Florian Meigel started a two-year training course to become a qualified interior and object designer at the specialist academy in Garmisch-Partenkirchen – the next step towards a very bright future. So the best is yet to come? 'I hope so,' says Florian Meigel with a chuckle. 'Perhaps I will set up my own business. But I can also see myself spending some time working in a sheltered workshop.' In any case, there is no need to worry about him ever getting bored of the work. Asked why he became a carpenter, Florian Meigel responded: 'At the end of the day, I want to be able to see what I've done with my time.' Usually, that's quite a lot. And perhaps that is the real reason why he has so little free time ...


Read about other exciting projects in the trade in our blog:
» festool.co.uk/blog

**'FOR ME, THE ORIGIN IS
THE BRIDGE BETWEEN THE
IDEA AND IMPLEMENTATION,
BETWEEN THE DESIGN AND
THE ACTUAL WORKPIECE –
INCLUDING, AND PARTICULARLY,
FOR COMPLEX DESIGNS.'**

Florian Meigel

← Together with two colleagues, Florian Meigel has developed a shelving unit under the label 'Separee' that is predominantly made using the Shaper Origin.

✓ The handheld CNC router can be used to design free forms and transfer them onto the workpiece.





ORIGIN

The Shaper Origin CNC router is extremely precise and versatile. It is intelligent and never stops learning. Above all, it is exceptionally easy to use. And it is, ultimately, one of us, because Shaper Tools has been part of TTS Tooltechnic Systems for three years now.

Text: **Ralf Christofori** | Photography: **Shaper Tools**



Simply innovative.

Precise routing technology on the worktop.

48

A first date with the Origin usually goes something like this: Wow! It looks pretty good, impressive, there's substance behind the style. It's robust too. The first time you touch the screen, it's pretty cool. Afraid of making contact? No need! The Origin is extremely accessible and practical as well. Its personal qualities? Magnificent! They usually get hearts beating even faster. In craftspeople of all ages. It's hard to put why that is the case into words – really, you have to experience it for yourself.

But let's get down to business: The Origin is a handheld power tool. You don't need lots of space or an academic qualification for this handy CNC router because it is so easy to use. Intuitive to operate and fantastically flexible, the Origin is easy to integrate into existing work processes. It can do everything you expect it to, only better: Perfect dovetail joints, intricate inlays and templates, precise mortise and tenon joints, and the mounting of fittings.

Intuitive and a sound investment

At the digital heart of the Origin is the touchscreen, which is used to input designs and configure any necessary routing settings. The computer-aided image processing establishes the visual connection to the workpiece, where a tape with reference marks provides orientation. Using two hands, the Origin is guided along the indicated paths on the touchscreen. The automatic cut correction function ensures results are accurate to within one tenth of a millimetre. The Shaper Origin is unbelievably flexible, as well as being fast and efficient. How does it do it? That would be telling. Although how the CNC router works is not really a secret or anything sinister. It's simply really good – intuitive to use, easy for users to understand and a sound investment to boot.

'THE ORIGIN HAS ENABLED US TO TAKE OUR CREATIVITY TO A WHOLE NEW LEVEL. WE ARE STILL ONLY JUST STARTING TO DISCOVER WHAT WE CAN ACHIEVE WITH THIS TOOL.'

Gary Banks, Carpenter, Banks Carpentry, London

→ Precise alignment and clamping is easy with the Shaper Workstation – even when working with complex workpieces.

↓ Shaper Tools helps carpenters and joiners to integrate precise CNC technology into their work.





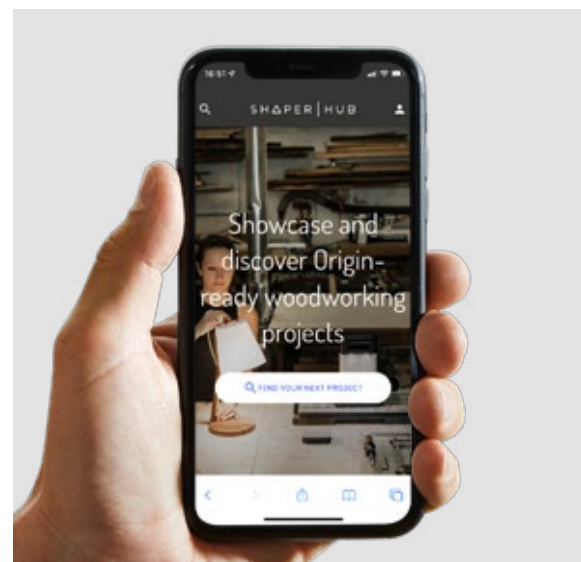


Scan, design, route

Shaper Tools is bringing precise routing technology to the workshop and even the construction site thanks to this brilliant tool. Many users can testify to the fact that the Origin has what it takes to revolutionise wood processing. However: It is very much a piece of technology that lives to serve humans and not the other way around. That means that, as a craftsperson, you are not completely handing over the work to a digital power tool; everything is in your hands – you will simply achieve the desired end result quicker and more efficiently thanks to the Origin. The Workstation, which can be used to clamp all workpieces with absolute precision, provides additional support. The ShaperHub platform opens up genuinely unlimited possibilities. It can be used to share and download digital project plans and ready-to-route templates. The Origin therefore doesn't replace exquisite wood craft – it enhances it. Enormously.

↑ The Origin is the perfect addition to a professional's toolbox and can be easily integrated into existing work processes.

↓ On the ShaperHub platform, you will find ready-to-cut project plans; the data is transferred to the Origin via WLAN.



SHAPER TOOLS

Shaper Tools was founded in 2014 and has its headquarters in San Francisco. Its products are sold in North America and Europe. When the Origin was launched on the market back in 2016, Festool was actually involved in the development of the SM-1 cutter spindle used. Since the end of 2018, Shaper Tools has been part of the TTS Tooltechnic Systems Group – which Festool, Tanos and SawStop also belong to – as an independent company.

Shaper Origin

Intuitive operation and easy handling.



CAD ON THE TOOL

The touchscreen displays a digital image of the workpiece and the applied cutting file. Thanks to on-tool CAD, you can also create designs and cutting files directly on the Origin.



TOUCHSCREEN

The multi-touch colour LCD is the central control unit on the Origin. All the functions and necessary routing settings can be intuitively accessed and configured on the touchscreen display.

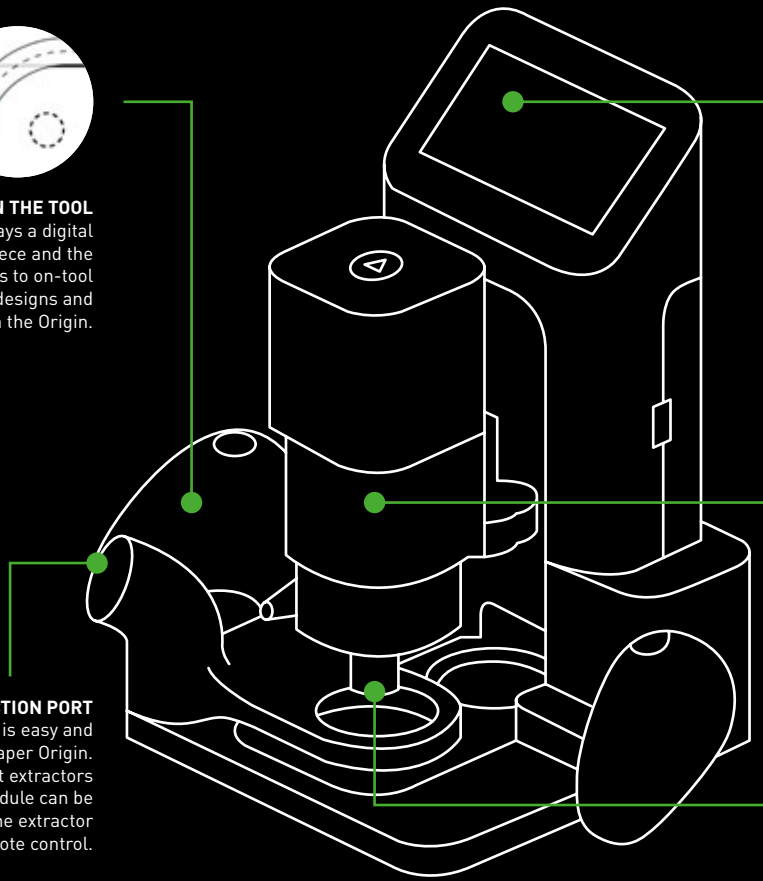
AC MOTOR

The Origin motor is produced by Festool to Shaper specifications. It delivers 720 watts and features load-compensating speed control (10,000–26,000 rpm) as well as over-temperature and over-load safety cut-offs.



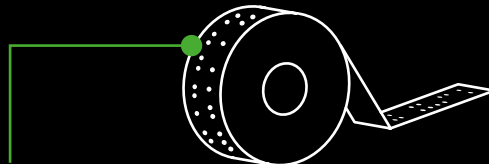
AUTOMATIC CUT CORRECTION

The SM-1 cutter spindle has been developed in collaboration with Festool. The routing depth can be set digitally, and the automatic cut correction ensures extremely accurate results.



DUST EXTRACTION PORT

Dust-free working is easy and effective with the Shaper Origin. CLEANTEC mobile dust extractors with Bluetooth® module can be switched on and off on the extractor hose via remote control.



SHAPERTAPE

ShaperTape with reference marks is applied to the workpiece and scanned by means of computer-aided image processing, so that the Origin always knows exactly where it is.

FIND OUT MORE

Find out more about the Shaper Origin and see the CNC router in action:
» shapertools.com



ALWAYS BY YOUR SIDE

If you want to be as mobile and independent as possible, then cordless solutions are the way to go. With our new cordless extractors, you can now work dust-free without any pesky cables!

Text: **Melissa Berger** | Photography: **Torben Jäger, Thomas Baumann**

**THE NEW CTC MINI / MIDI
CORDLESS EXTRACTORS
PROVIDE COMPARABLE
POWER TO THAT OF CORDED
EXTRACTORS AND IMPRESS
WITH THEIR COMPACT,
MAINS-FREE SUCTION.**

↓ Whether you are sawing, sanding, drilling or cleaning – our new cordless extractors are perfectly tailored to Festool cordless tools.



CTC MINI/MIDI

53



COMPACT, CORDLESS MODELS WITH POWERFUL DUST EXTRACTION

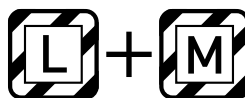
- > **Dust-free work in a cordless system.** For extracting small to medium quantities of dust. The compact yet powerful cordless extractors with dual battery system 2 x 18 V (4.0 / 5.2).
- > **Mobile and independent.** The extractors can be used in combination with cordless tools to work completely independently of mains power. They are also conveniently connected via innovative Bluetooth® technology.
- > **Suction power can be adjusted in three levels.** The right suction power can be selected for the application, which also extends the battery run time.
- > **For universal use.** The extractors can be seamlessly combined with the Festool 18 V system, whether for mobile sawing, sanding or drilling applications.

- > Container volume: **10 l (MINI)/15 l (MIDI)**
- > Weight: **Approx. 12 kg (without batteries)**
- > Battery-powered: **2 x 18 V (4.0 / 5.2 Ah)**

FIND OUT MORE

Visit our website to find out about how our CTC MINI and MIDI cordless extractors perform in cordless applications:
» [festool.co.uk/cordlessextractor](https://www.festool.co.uk/cordlessextractor)

The CTC MINI is available in dust class L, while the CTC MIDI is available in dust classes L and M.





CUMBERSOME CABLES
WEIGHING YOU DOWN? THAT'S
YESTERDAY'S PROBLEM!
THE NEW CTC SYS, FESTOOL'S
CORDLESS SOLUTION, WILL
SET YOU FREE - FROM CABLES
AND DUST.

The new CTC SYS in Systainer format is the first choice for service work and small tasks. If you need to quickly give something a few finishing touches with a cordless tool or if you want to clean the construction site at the end of the day, for example, the CTC SYS makes this quick and easy. Without a cable in sight. Anywhere.

← The new Festool cordless extractors make perfect companions on the construction site – you can even carry the CTC SYS over your shoulder.

CTC SYS



THE FIRST CORDLESS EXTRACTOR IN THE SYSTAINER FORMAT

- › **As powerful as a corded extractor.** Ideal for service work and small tasks with minimal dust. Supplies full power even without a mains power supply thanks to the two 4.0 Ah Li-HighPower Compact battery packs.
- › **Mobile and independent.** Work dust-free without pulling cables, even in awkward corners, on ladders or scaffolding; conveniently connected via innovative Bluetooth® technology.
- › **Suction power can be adjusted in three levels.** The right level can be selected for the application, which also extends the battery run time.
- › **Maximum flexibility and can be neatly stowed away.** The extractor is easy to carry over your shoulder by the shoulder strap and can be seamlessly integrated into bott vehicle equipment for transportation.
- › Container volume: **4.5 l**
- › Weight: **7.6 kg (without batteries)**
- › Battery-powered: **2 x 18 V (4.0 Ah)**

FIND OUT MORE

Visit our website to find out how to use the CTC SYS to work dust-free wherever you are and completely independently of the mains power supply:

» [festool.co.uk/cordlessextractor](https://www.festool.co.uk/cordlessextractor)

The CTC SYS is available in dust classes L and M.



THE FUTURE AT FESTOOL



WEILHEIM/TECK
48° 37' N | 9° 32' E

Festool has built a new, ultra-modern assembly plant in Weilheim/Teck. In impressive style, too: The production environment is equipped with the latest production technology yet is also sustainable. For employees. For customers. For the future.

57

Text: **Ralf Christofori** | Photography: **Thomas Wagner, Jens Uttikal**



Ground-breaking.

Production in perfect harmony.

58

Following tradition. Guided by the future. In 1951, over 70 years ago, Gottlieb Stoll found in Neidlingen the perfect place to build tools for the toughest demands. When Festool was established in 2000, the production technology at the Festool plant in Neidlingen was completely revolutionised. The plant won multiple awards in the years that followed, including 'Factory of the Year' in 2008. The future has now also arrived in nearby Weilheim/Teck, in the form of a 12 metre high and almost 100 metre long assembly hall with canteen and connecting office wing. The Festool logistics centre for individual and small parts has also stood nearby for the past two years, so it makes sense to bring assembly and logistics operations closer together in Weilheim.

The ground was broken in February 2020. In August 2021, the team moved into the building. How was that possible? 'We are a great team, and everyone gives more than 100%,' says Michaela Hammer. 'We wouldn't have been able to erect a new building in just 18 months otherwise.' Of course, the work of the core team began much earlier. When Michaela Hammer started her job as commercial plant manager in Neidlingen, the idea for the new production site in Weilheim was just beginning to take shape. Plant manager Manuel Ohmayer, Head of Global Production at Festool, has supported the major project all the way through. Lutz Heimann, an architect on the company's building management team, took care of the structural and energy-related specifications.

'The intensive planning process was absolutely crucial. We wanted to ensure that production layouts and material flows were optimal, processes were digitalised in a sensible way, quality standards were defined, work processes were efficient and workplaces were as comfortable as possible,' says Manuel Ohmayer. 'We took the initial idea and formulated requirements, then sketched out and considered various solutions,' explains Lutz Heimann. In the end, they came up with a concept that perfectly combines logistics, infrastructure, transport and supply. The entire process was very constructive, the architect recalls, because everyone had the same goal: 'To create a forward-looking plant with state-of-the-art production technology, which is sustainable and will still be modern even in 10 years' time.'



↑ In the spacious plant, employees assemble power tools at modern workstations.

→ Disruptions or faults in the production line are reported via smart watches.

↓ The driverless transport system ensures the supply of components to the production lines.





IN THE ASSEMBLY PLANT
IN WEILHEIM, FULL OF
PIONEERING PRODUCTION
AND ENERGY TECHNOLOGY,
FESTOOL'S FUTURE
HAS ALREADY BEGUN.





Sustainable.

Working with a positive energy footprint.

The result – and this much we can say already – is impressive. What you can't see from the outside (or even from above) is the building's positive energy footprint. The photovoltaic system on the roof plays a crucial role in this: Ultra-efficient, state-of-the-art PV modules generate power of 600 kWp. 'Thanks to this system, we basically power our production facilities with our own electricity,' says a delighted Lutz Heimann. A modern heat pump and cooling system provides heating in the winter and cooling in the summer. The waste heat from the compressors is also used to heat the building.

Inside the completely open assembly hall, an incredible amount of natural light pours in through the windows installed throughout.

The workstations along the assembly lines are wonderfully bright and ergonomically optimised. Manuel Ohmayer is particularly proud of the fully automated small parts store and the driverless transport system. 'We only automate activities that are physically demanding or monotonous,' he stresses, adding: 'We have a lot of ultra-modern equipment here, but the most important part of our plant is and remains our highly qualified employees.' There are now close to 400 employees working at the plant.

'The new building in Weilheim gives us the extra space that we urgently need for sustained growth,' says Manuel Ohmayer. The commitment to the location and to quality that this new investment demonstrates is at least as important, if not more so. For the company. For employees. And for customers.



↑ The building is heated and cooled by a heat pump and refrigeration system.

← The assembly plant was erected in Weilheim/Teck and the photovoltaic system installed in just 18 months.

↓ Commercial plant manager Michaela Hammer and plant manager Manuel Ohmayer (middle) with architect Lutz Heimann on the roof of the building.



MADE IN WEILHEIM

The new Festool plant in Weilheim/Teck is an investment in the future: Productive, energy-efficient and impressive in every way. And it's not just the numbers that tell us that.




Total area: **10,000 m²**
Height: **Approx. 12 m**
Length: **Approx. 100 m**



Investment volume: **16.5 m EUR**



Construction time: **18 months**



Output of the photovoltaic system: **600 kWp**



Number of employees: **Approx. 400**

DF SYS3



**Everything is in order.
Everything within reach.**

The front carrying handle allows for ergonomic carrying close to the body. The Systainer³ can also be integrated perfectly into the bott vario3 vehicle fixture when being transported.



**Tool underneath and accessories
on top.**

With the Systainer with lid compartment, you always have the accessories you need, neatly stowed away and quickly ready to hand. The transparent lid allows you to check what you have with you.

THE NEW FESTOOL SYSTAINER WITH LID COMPARTMENT

Seek, and you will find – so the saying goes. But if everything is organised and ready to hand, you don't need to seek for long. You can store machines, hand tools and anything else you need in the new Systainer with lid compartment. The transparent lid compartment has space for small parts and accessories. And of course, you can configure the compartments for drill bits, saw blades, bits and small parts to suit any application. The compatible bit and drill bit cases also fit the lid compartment perfectly and are easy to remove. The new Systainer with lid compartment is available in three heights – making it flexible, versatile and quite simply brilliant. You'll be hard pressed to find a better solution than this.

» Find more useful information and accessories from Festool at: festool.co.uk/@577346

IMPRINT

FESTOOL MAGAZINE #4

Publisher

Festool GmbH

Festool Editorial Lead

Alma Colbazi-Rebmann

Editing

RC Redaktionsbüro, Saarbrücken, Germany
Dr Ralf Christofori
Anja Soeder

Art direction & layout

Yama Inc, Stuttgart/Berlin, Germany
Ingo Ditges
Marie Martin

Translation

STAR Deutschland GmbH, Sindelfingen, Germany

Media services

LOTS OF DOTS MediaGroup. AG, Mainz, Germany

Cover photo

Thomas Baumann

© 2022 Festool GmbH

Subject to changes and errors. All images are non-binding. Produced for Festool GmbH, 73240 Wendlingen, Germany, 10/2022.

Reproduction of this text, in part or in whole, is permitted only with the written consent of the publisher.

festool.co.uk

Vibration levels and emission values can be found in the operating instructions at festool.co.uk/operating-instructions

The Bluetooth® word mark and the logos are registered trademarks of Bluetooth SIG, Inc.; they are used by TTS Tooltechnic Systems AG & Co. KG, and therefore by Festool, under licence.

Festool UK Ltd

Gottlieb Stoll House
1 Anglo Saxon Way
Rougham
Bury St Edmunds
IP30 9XH
Great Britain
Phone: +44 (0) 1284 760 791
customerservice-uk@festool.com

Registered office address:

TTS Tooltechnic Systems Ireland Ltd

c/o Duffy Cleary
E12 Calmount Park
Ballymount
Dublin 12
Place of registration: Ireland
Company No.: 133724

Phone: +353 1 8642240
customerservice-ie@festool.com



UNCOMPROMISING PERFORMANCE

Like all our products, our new TS 60 K is developed by professionals for professionals. And when you register your new tool, you can also enjoy complete protection for the first three years thanks to our warranty all-inclusive*. A full repair** is completely free of charge in the first three

years – this also applies to battery packs and chargers. This leaves you to focus completely on what's important: Your work.

Discover even more Festool services at:
» festool.co.uk/service

* Warranty all-inclusive is valid for all Festool tools registered within 30 days of purchase. The Festool warranty terms and conditions shall apply and are available at festool.co.uk/service

** 'Full repair, free of charge' also applies to battery packs and chargers, but not to other consumables and accessories, or to tools that have been dismantled, or to damage caused by improper use, the use of non-original spare parts, or in the event of continuous use resulting in extensive wear.



FESTOOL

Worlds apart. The benchmark in sawing.

In the blink of an eye, the unique KickbackStop protects your workpiece and minimises the risk of injury. With a cutting depth of 60 mm, the most versatile saw of its kind guarantees you premium work results – even when working with mitre cuts and solid worktops. The TS 60 K now offers the unrivalled opportunity to combine it with the cross-cutting guide rail. In just a few steps, this combination creates a portable and easy-to-use compound mitre saw system for accurate angle cutting. With its new-generation, brushless EC-TEC motor, working with this plunge-cut saw is like cutting through butter. It combines precision, flexibility and maximum cutting quality while also delivering added safety. The TS 60 K: Worlds apart.

Find out more at: [festool.co.uk](https://www.festool.co.uk)