

FESTOOL

# MAGAZINE.

#7

THE ISSUE FOR CARPENTERS  
AND JOINERS.

SPRING  
2026



WITH ENTHUSIASM  
AND FESTOOL  
THAT'S HOW TIMBER  
CONSTRUCTION SPECIALISTS  
IN ENGLAND WORK.

# FIRST FIX & HIGH FINISH

**FOCUS** THE WORK OF TRADESPEOPLE IS BECOMING INCREASINGLY DIGITAL – AND SO ARE OUR TOOLS. TO WHAT EXTENT HAVE YOU EMBRACED DIGITALISATION? 04

**TOOLS** THE NEXT GENERATION OF OUR DOMINO FAMILY – NOW AVAILABLE IN A CORDLESS VERSION 12

**TOOLS** EXTRA POWER FOR YOUR CORDLESS TOOLS WITH OUR NEW TBX TABLESS BATTERIES 28

**PROJECTS & WORK** THE EXTRAORDINARY PROJECT BY GM HAUS IN CORNWALL, ENGLAND 30

**SYSTEMS** DUST-FREE SANDING WITHIN A SYSTEM – SIMPLE AND A MATTER OF COURSE 48

# EDITORIAL

**Dear Reader,**

Now that it's spring, the days are getting longer and construction sites are buzzing. At Festool, there are lots of new things for you to discover, all of which will enrich your work and make it easier. The enrichments include our **digital tools**, with which you can conveniently control and update your tool functions. Then there's our increasingly intelligent **Festool app**, which you can really benefit from. Use the self-check tool to discover the extent to which you have already embraced the digital trend. Last but not least, have you discovered our **Festool printables**?

In our magazine, we present the new **DOMINO DFC 500 cordless joining machine** as well as our brand new **HLC 82 cordless planer**, which has long been desired by many woodworkers. Our new **TBX 4** and **TBX 8 tableless batteries** make a real impact: their outstanding features include a longer battery life, higher power and shorter charging times. The team from GM Haus, who we visited at their extraordinary construction site in Cornwall, is more than enthusiastic about our tableless batteries.

The new **TSC 55 KS cordless plunge-cut saw**, our **edge routers** and the new **DTSC 200 cordless delta sander** benefit hugely from the new tableless batteries. But don't just take our word for it – try them for yourself and you'll see.

You'll find all that and more in our magazine. Be inspired!

Kind Regards,

A handwritten signature in black ink, appearing to read 'Jens Graner', with a stylized flourish extending to the right.

**Jens Graner**  
Managing Director Festool Sales

# CONTENTS

# #7

04

**Focus**  
**GO DIGITAL**

How our digital tools enrich your work and make it easier.

12

**Tools**  
**THE WHOLE FAMILY IS IN PLAY**

The unique DOMINO system – developed and improved.

18

**Tools**  
**TRUE EDGING PROFESSIONALS**

Our cordless edge routers are impressive to work with and deliver convincing results.

24

**Tools**  
**THE PERFECT CUT**

The new TSC 55 KS cordless plunge saw with attachable light module.

28

**Tools**  
**EXTRA POWER**

Need more power for your cordless tools? We can offer you a lot more.

30

**Projects & work**  
**FIRST FIX & HIGH FINISH**

With enthusiasm and Festool – that's how talented wood construction specialists in England work.

38

**Favourites**  
**FESTOOL SPOTLIGHTS**

Experts present their favourites and a few new products.

44

**Accessories**  
**SANDING AT ITS BEST**

There has never been more variety. Everything you need for the perfect sanding process.

48

**Systems**  
**DUST-FREE SANDING**

Dust extraction is a must, especially during sanding work. The best way is to use a system.

52

**Look inside**  
**THE FESTOOL FAMILY**

The company and corporate family hold craftsmanship in high regard.


54

**Tool tip**  
**CT-ASA FLX BOOM ARM**

The new boom arm for building sites and workshops.

55

**IMPRINT**



# GO DIGITAL



The work of tradespeople is becoming increasingly digital – and so are our tools. For you, there are real advantages to be gained from the increasing intelligence of our tools and the ever smarter functions of the Festool App, not only while you work, but also in your work organisation and even in the service department.

Text: Ralf Christofori





Almost all tradespeople use digital devices like smartphones, tablets, laptops or desktop PCs during their daily work.

**F**estool products help you to be the best carpenters and joiners that you can be. Our tools are innovative and efficient and deliver uncompromising quality. And the same can be said of our digital tools, which are the perfect addition to the Festool system. From tool management to machine control or sophisticated functions that enrich your work and make it easier – we want to support you as best we can in every work situation, including digitally.

# 92%

# 66%

66 percent of tradespeople use manufacturer or dealer accounts on social media to access trade-specific content.



06

“We have registered all our tools via MyFestool. This means we always have an overview of our entire machine pool.”

Samuel Gough



**SAMUEL GOUGH**  
Director of GM Haus Ltd.,  
Wadebridge, England



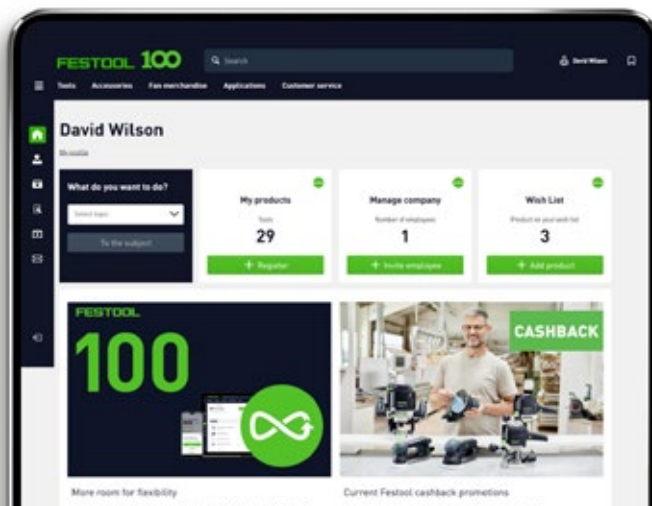
## MyFestool

Your central Festool online customer account.

**T**hrough your personal MyFestool customer account, we are able to bundle important information for you, such as tool and warranty overviews. You can manage all your tools and accessories from anywhere and at any time, and can request repairs quickly. And if you register your newly purchased tools, you get a 36 month all-inclusive warranty. By the way, this also applies to battery packs, chargers and cordless lights – all these will be repaired or replaced free of charge under the warranty. As a MyFestool member, you will also be the first to find out about our new products and will regularly benefit from exclusive offers, competitions and events.

↑ You can view and manage all registered tools easily via MyToolbox.

↓ All the advantages of MyFestool in one dashboard: for optimal organisation and information.





## Digital “Colleagues” Interview with Marco Pfeiffer, Head of New Business at Festool.

**FM: How important are digital solutions for tradespeople at present?**

MP: In my opinion, digital solutions are extremely important in the work of tradespeople. I would even say they are indispensable. But that’s nothing new: digital solutions have been helping to make daily work quicker and easier for many years already. Sometimes, we don’t even notice that it’s happening. For example, many work steps are already supported or replaced by automation and digital solutions, leaving more time for what really counts in craft: creative and productive work. In the end, new technologies and digital solutions can be a kind of “colleague”, taking on specific tasks and, in doing so, contributing to the value creation of the business.

**FM: What role does Festool play in digitalising the work of tradespeople?**

MP: We have been dealing with the issue of digitalisation for a few years now and are continuously evaluating opportunities and implementation options. We see ourselves as enablers. Together with tradespeople, we want to identify current challenges so that we can develop corresponding digital solutions. In addition to offering individual online services, such as the two online saw blade sharpening service offerings in the USA or even the option of purchasing refurbished products in Germany, we see ourselves as a partner, helping to make daily work as

productive as possible. In the near future, we will certainly be offering digital solutions that go beyond existing purposes. Specifically, this means that we will, of course, continue to offer digital added value directly in combination with a Festool tool – such as through connectivity with the Festool app – but we also want to support workflows and processes in the businesses through the use of digital solutions.

**FM: How can I, as a tradesperson, become more digital? What would you recommend?**

MP: Openness and curiosity are invaluable in any case, in terms of recognising which digital solutions are already out there and how they can help to make certain tasks quicker, easier or better. Our recommendation is to take these opportunities gradually, finding an individual and appropriate path for you and your business. You don’t have to convert everything at once, but it is important to recognise the opportunities. If you want to find out where you stand now, the “Digital Check from Festool” might help.

### How digital is your business?

Welcome to the five-minute digital check for craft businesses! Do you still rely on a fax machine, or are you a master of the cloud? **Start now:**



**MARCO PFEIFFER**  
Head of New Business  
at Festool

One app  
Many Tools



Use Festool Services with  
Warranty all-inclusive.



Control and configure  
tools, and optimise them  
via updates.



Order tools, accessories  
and consumables.



Quick guides and  
application videos that  
really help.



Stay informed, don't miss  
out on any new products or  
campaigns.



Track and find tools.

The Festool app can be downloaded  
free of charge from the App Store or  
Google Play Store.

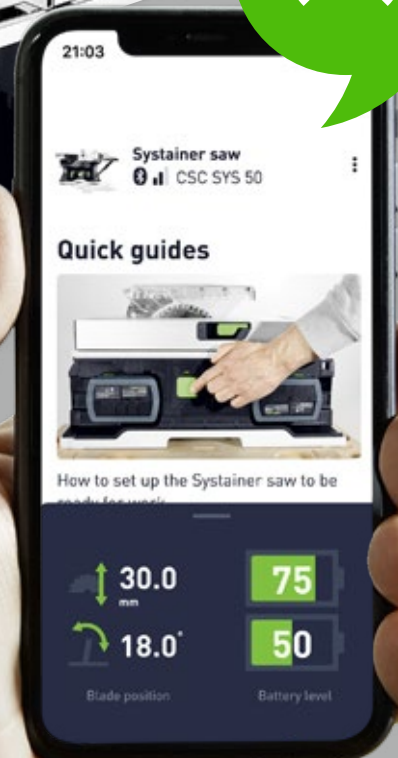

71 percent of tradespeople use social  
media in their daily work, both for  
communication and for information.

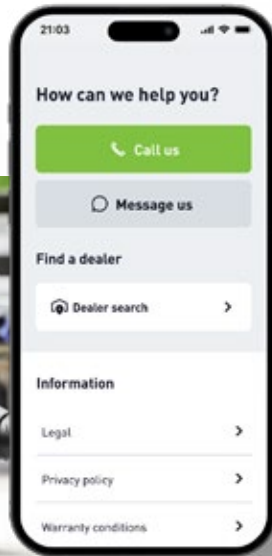
# 71%

The Festool app works free  
of charge, thinks with you,  
takes on a huge amount  
of work for you and extends  
your possibilities.



→ The Festool app offers  
advanced tool functions – such  
as precise angle and height  
adjustment of the saw blade  
on the CSC-SYS 50, storage of  
frequently used settings or  
insights into the operating data.





↑ Using the Festool app, you can set up repair jobs quickly and easily.

## Festool App

Smart functions for you and your tools.

It's hard to imagine a world without apps any more. We use them every day and, whatever the setting, they always prove to be useful helpers. The Festool app is no different – you can use it to control your tool functions and customise them to your application. Via software updates, the app can even upgrade older tools. You can use the app to locate your tools as well as to buy machines, accessories or consumables online from wherever you are. Application videos, quick guides and expert tips provide support directly as you work. And a lot of what you previously had to organise from the office can now be done easily via the app on your smartphone. That is because you always have the Festool app with you wherever you go – just like you always carry a metre rule with you.

09


“Craft work requires more and more time in the office. So there's lots of potential for digitalisation.”

Michael Kopp



**MICHAEL KOPP**  
Owner of Schreinerei Kopp,  
Aalen, Germany

↓ Running low on consumables? In some countries, the Festool app is already a quick and easy way to order more.



# 52%

More than half of tradespeople think that using digital apps and software tools can make procurement more effective.

## 3D printing

Print your accessories yourself.

10 **W**ith 3D print data from Festool, you can download and print your own accessories, brackets or organisation systems for your tools. The print data is available free of charge on the [printables.com](https://printables.com) platform. All 3D printed parts are precisely tailored to Festool tools. And they are all extremely practical – from suction hose and guide rail holders to abrasives holders. Our portfolio is constantly growing thanks to your suggestions and requests, which you can share with us and others using hash tag [#myprintedfestool](https://twitter.com/myprintedfestool).

“Festool 3D print data is really amazing. Simply download, print and have fun.”


Pierre Bolmèr



**PIERRE BOLMÈR**  
The Swedish Maker,  
Sweden

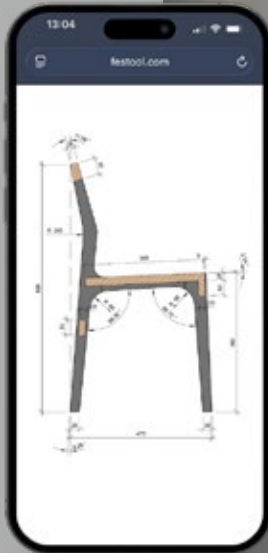


➤ The 3D printing filament in Festool colours green and blue is ideal for printing Festool accessories and will be available in our fan shop from April 2026.



Use the free 3D print data from Festool and expand your system with Festool printables!






↑ Designed and built by Pierre Bolmér, The Swedish Maker.  
Powered by Festool:  
» [festool.co.uk/blog/know-how](https://festool.co.uk/blog/know-how)

## Share your ideas

Share your ideas and chat with other Festool fans.

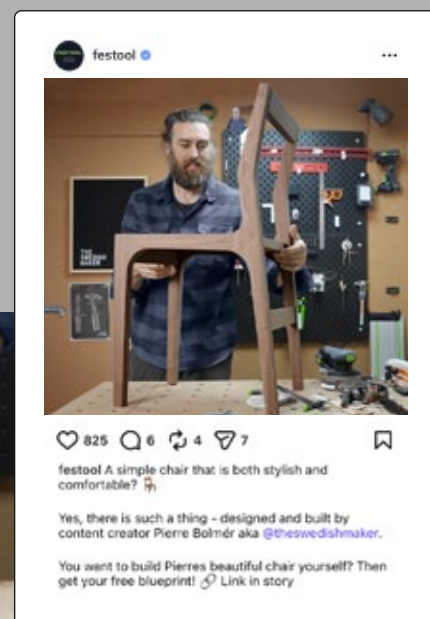
**H**aving good ideas is all well and good, but having a plan is even better. On our website, creative tradespeople share their ideas with you. You can find inspiration and download high-quality construction plans free of charge. There are drawings, material lists and step-by-step instructions to make things easy for you. And with the right Festool tools, the process almost takes care of itself. On Instagram, you can also chat with Festool and many fans worldwide. Take a look at #festoolme.



## #festoolme

Follow us on Instagram.

 [instagram.com/festool\\_uk](https://www.instagram.com/festool_uk)





# THE WHOLE FAMILY IS IN PLAY



# MINO

The next generation of our DOMINO family is in the starting blocks – and it's growing: alongside the new DF 500 R and DF 700 corded versions, the joining machine is now also available as the DFC 500 cordless version.

Text: **Ralf Christofori** | Photography: **Thomas Baumann, Torben Jäger, Andreas Körner**

## The DOMINO has never been better.

A unique system – further developed and improved.

14

**F**or 20 years, the DOMINO has been a favourite among carpenters and furniture makers. That's because it is quite simply a perfectly coordinated system of joining machine, dowels, connectors and stops. Now Festool has further developed its family of joining machines and added a new member. The DOMINO DF 700 in XL format is still the biggest of its kind, the DOMINO DF 500 R is the successor to our corded classic, and the DFC 500 cordless joining machine is a brand new addition.


### What's new – the DF 500 R and DFC 500 joining machines

The DF 500 R and DFC 500 joining machines now feature a further developed guide frame with clear markings, a turn-tilt quick-clamping lever and robust double column guidance.

For exact positioning, there are four integrated stop pins, which can be clicked into place and folded away. With the aid of these, the router can be positioned quickly and accurately – saving the need for time-consuming measuring or marking. The cordless version with ergonomic

D-shaped handle also offers you greater working comfort without a cable in sight. With the DFC 500, you are free to move around the construction site or the workshop – and when used with a cordless extractor, there are no cables to contend with at all.

The DOMINO can produce perfectly stable and twist-proof wooden joints. And it doesn't just sound good – it's also incredibly easy to use.



↑ Via the Festool app, you can access operating data, such as the last location, find helpful tips and accessories, or perform software updates at any time.

← Thanks to the four integrated stop pins, the router can be positioned quickly and accurately – saving the need for time-consuming measuring or marking.



↑ The cordless version with ergonomic D-shaped handle offers greater working comfort – including and especially when routing mitre joints.



### Many advantages in one system

Every wooden joint has its advantages – with the DOMINO system, you get three in one: It combines the stability of mortise and tenon, the flexibility of flat dowels and the precision of round dowels. The result: Perfectly stable and twist-proof wooden joints. And it doesn't just sound good – it's also incredibly easy to use. With the routing depth stop you can make use of pre-set routing depths, depending on the dowel length. The routing angle of the joining machine is infinitely variable between 0° and 90°. You can use the DOMINO to mill the dowel to an exact fit or with play. Inaccuracies can then be compensated for during fitting, ensuring that the joint is perfectly flush.



“With the DFC 500 cordless joining machine, you no longer have a jumble of cables to contend with, and the machine can be guided ergonomically thanks to the D-shaped handle.”

Simon Illing, Master joiner and Festool application expert



## The DOMINO has never been better.

For the perfect joint – precise, stable and versatile.

**O**ur family of joining machines thrives on variety. This means you can always create the perfect joint – whether you're working with delicate or solid workpieces. Right from the first DOMINO dowel, the joints are completely secured against rotation – without the need to align the workpieces. In addition to wooden dowels, there are also detachable DOMINO connectors, which are ideally suited to body and rack construction. The DOMINO system is rounded off by a host of invaluable accessories, such as a trim stop for rack connections, a round stop for round profile connections or a cross stop for recurring hole spacings. It doesn't get better than this – both in terms of the work process and in terms of the result.



## DFC 500

### THE NEW CORDLESS JOINING MACHINE

- › **Using a system. Without a cable in sight.** With the unique DOMINO system, wooden joints are easy, precise and extremely stable. The new cordless DOMINO version with ergonomic D-shaped handle offers you greater working comfort with no cables to contend with.
- › **Innovative stop system.** The revised guide frame provides more flexibility and the column guidance ensures greater stability. There are four stop pins for precise positioning, without time-consuming measuring or marking work.
- › **Not flat. Not round. Just DOMINO.** With the cordless joining machine, DOMINO dowels can be milled to an exact fit or with play. Thanks to their unique oval shape, they are extremely stable and secured against rotation.



17

## DF 500 R

The new DOMINO DF 500 is particularly easy to handle and offers almost unlimited joining options for panel, body or drawer construction as well as for light frame or rack connections. For dowel sizes from 4 x 20 mm to 10 x 50 mm.



## DF 700

The DOMINO 700 in XL format ensures maximum stability with wooden dowels of 8 x 40 mm to 14 x 140 mm or the detachable DOMINO corner and surface connectors. The ideal tool for furniture and door construction and for producing constructive solid wood joints.



## CONNECTORS

The DOMINO is available in a variety of sizes and lengths as well as in two different wood types for indoor and outdoor use. With the DOMINO body and furniture connectors, you can produce stable and detachable joints on frames, racks or panels.





# TRUE EDGING PROFESSIONALS





There are no second chances when it comes for forming an opinion about the quality of edges. You can immediately see and feel if they are perfectly chamfered, rounded or trimmed flush. Our cordless edge routers make this easy – they produce perfect results and, thanks to the battery, are also extremely easy to handle and manoeuvre during work.

Text: **Melissa Berger** | Photography: **Torben Jäger, Andreas Körner**



“The OFKC 500 is ready to use in no time, sits perfectly in your hand and produces excellent results. It’s the Router To Go, so to speak.”

José Kunze, Joiner and Festool applications expert

## Ergonomic, simple, fast.

The cordless edge router for faultless work.

**T**he OFKC 500 cordless edge router is the quick and easy choice when it comes to standard edging processes, such as chamfering or rounding. With just a few settings, you can get started straight away, rounding or chamfering solid wood edges or trimming edge veneers flush. Everything about the cordless OFKC 500 edge router is designed to enable you to work easily, without a jumble of cables. And the transparent dust extraction attachment ensures optimal extraction of routing chips, so you can perform routing work safely, quickly and neatly, without the need for any rework.

# OFKC 500



## More precision in the edge finish.

The cordless edge router  
for edge veneer.

**T**he MFKC 700 KA is ideal for flush trimming and rounding edge overhangs. The long router table support with handle at the ideal centre of gravity guarantees safe guidance – without tipping over. And the depth setting, to the nearest 1/10mm, ensures precise routing results. An integrated extraction channel in the wide table support guides the chips upwards. Statically charged, adherent plastic chips are extracted effectively. Edge finishing has never been so comfortable and precise.

# MFKC 700 KA

21



The cordless MFKC 700 KA edge router for flush trimming and rounding of edge overhangs is the perfect supplement to our CONTURO KA 65 edge bander.



# MFKC 700



**Unbelievably versatile.**

The cordless edge router within a system.

**T**he MFKC 700 is our most versatile cordless edge router. Thanks to the universal interface, different routing tables (accessories) can be used and different guide systems (accessories) can be installed, depending on the application: For rounding, chamfering, profiling, rebating, grooving and flush trimming. Even overhanging laminated boards and veneer edges can be machined. The long router table support with handle at the ideal centre of gravity guarantees safe guidance – without tipping over.

With the cordless MFKC 700 edge router and the extensive range of accessories, not only can you extend your range of applications, but you can also optimise your work processes. And all without a cable in sight.

# ZS-MFK 700



The accessories set includes the entire range of applications in one Systemair.

## The perfect edge router for every application.

### OFKC 500 / OFK 500

The manoeuvrable one, ready to use in no time.

Rounding, radius 1–6 mm



Chamfering 30°, 45°, 60°



Flush trimming of plastic edging or solid wood edging up to 6 mm



Flush trimming of laminated board or veneered surfaces



### MFKC 700 KA / MFK 700 KA

The specialist for edge veneers.

Rounding off edge veneers



Chamfering of edge veneers



Routing of angled edge veneers



### MFKC 700 / MFK 700

The most versatile in the system.

Rounding, radius 1–9.5 mm



Chamfering 15°, 30°, 45°



With optional accessories:

Flush trimming of solid wood edging up to 15 mm



Flush trimming of laminated board or veneered surfaces with contact spring/feeler roller




Grooving and rebating with a side stop





↑ The new clip-on LM-TS/TSC LED light illuminates the area to be cut – available as an accessory for the new TSC 55 KS as well as for all other Festool plunge saws.

# THE PERFECT CUT



The new TSC 55 KS cordless plunge-cut saw makes the difference. You can see and feel it. When sawing, the new clip-on LED light module ensures the perfect view of the scribe mark. And with our thin-cutting saw blades, you can always make perfect cuts.

Text: **Ralf Christofori**

Photography: **Torben Jäger, Andreas Körner**

**F**or more than 45 years, Festool plunge-cut saws have been known for their reliable quality and absolute precision. From generation to generation, we have been further developing them, resulting most recently in our new TSC 55 KS cordless plunge-cut saw. The most striking feature about this tool is that, compared to its predecessor model, the TSC 55 KS has just one battery compartment – but it still has the power of a twin-battery! Equipped with the new TBX 8 tableless battery, it reliably delivers maximum runtime and performance. With the 1.6 mm thin-cutting saw blades specially developed for our cordless circular saws, you benefit from outstanding cutting performance as well as particularly neat cutting results.

## Maximum cutting performance.

With our new thin-cutting  
saw blades.

26

**W**hen used with our thin-cutting saw blades, the new TSC 55 KS cordless plunge-cut saw is unbeatable – because they are the perfect match. The thin-cutting saw blades with a cutting width of 1.6 mm ensures quick and efficient work thanks to their low cutting pressure. You benefit from this twice over – both while you work and in the results you produce: you can work on more running metres per battery charge and, in the end, produce even more impressive cutting results.



WOOD UNIVERSAL



WOOD RIP CUT



WOOD FINE CUT

WOOD STANDARD



### For the perfect cut.

The cutting width, cutting angle and tooth shape are optimally tailored to your respective application and machine, so you can achieve maximum work progress with optimal cutting quality.



### TAKE THE PLUNGE SAFELY.

The integrated, sensor-based KickbackStop function detects a sudden deflection or lifting of the tool and stops the motor with emergency braking. The KickbackStop therefore effectively protects you against injuries and keeps you safe while you work – without any interruption.



“The new TSC 55 KS is much slimmer and lighter. The fact that it can still provide more power and a longer runtime even with just one tabless battery, is truly remarkable.”

Frank Jaksch, Master joiner and Festool training consultant



## With power. Systematically.

The same precision you've come to expect, with even greater versatility.

**O**ur new TSC 55 KS cordless plunge-cut saw delivers all the precision you are used to and is versatile enough to handle all your challenges. Whatever task you face, you can work efficiently and economically while also achieving impressive cutting results. Thanks to its compact and lightweight design, the TSC 55 KS sits comfortably in your hand and also extends your range of applications. And Festool wouldn't be Festool without the sophisticated system of accessories that make your work easier – even in particularly challenging applications: The new TSC 55 KS, when used in combination with guide rails, angle stops and splinter guards, is truly a top-class saw system. Another highlight of the TSC 55 KS is the new clip-on LED light module that illuminates the area you are cutting.

### Dust-free sawing in every situation.

Of course we have also taken the dust extraction one step further: The snap-in angle support on the saw means you no longer have to decide if the suction hose should be fixed in one desired position or should move flexibly with your application. For maximum flexibility and mobility during short jobs, you can also easily attach the practical and effective chip collection bag. And emptying it is even easier now: open the flap, empty the dust – and you're ready to get back to work.

↑ With the new TSC 55 KS and the TBX 8 battery pack, you can work on significantly more running metres per battery charge.



# TSC 55 KS

## THE NEW CORDLESS PLUNGE-CUT SAW WITH LIGHT MODULE

- › **Lightweight, compact and with more possible uses.** The new TSC 55 KS not only sits comfortably in your hand, but it also extends your range of applications: precise cuts, directly on the wall and without protruding over the guide rail.
- › **Full power with just one battery pack.** The TSC 55 KS gets the most out of a single battery pack while the second battery is charging – for uninterrupted work all day long.
- › **Optimal view of the scribe mark.** The magnetically attachable LED light module ensures shadow-free illumination of the right cutting area. It can be easily retrofitted on all Festool plunge-cut saws.

## Extra Power

Our new batteries with  
tabless technology.

28 With our new TBX 4 and TBX 8 tabless battery packs, you get a lot of extra power for your cordless tools. The advantages of the tabless battery packs are obvious: longer runtime, more power even as the battery capacity is falling, shorter charging process, better performance at particularly high or low temperatures and longer service life. Of course, you also continue to benefit from the familiar advantages of our Bluetooth® battery packs.

### Up to 68% more fittings.

With the TPC 18/4 cordless percussion drill and the new TBX 4, you can screw in almost 70% more 10 x 300 mm screws with one battery charge.

**+68%**



TABLESS  
**TBX**



**-49%**

### Up to 49% shorter charging cycles.

Our TBX batteries charge significantly faster and stay "cool" even under high stress. This means they can be charged directly, without the need for a cooling down phase.



### Better performance for the same price.

Our new TBX 4 and TBX 8 tabless battery packs stand for power that pays off in every regard.



**+31%**

### Up to 31% longer runtime.

With the TSC 55 KS cordless plunge-cut saw and the new TBX 8, you can achieve 31% more cutting metres (compared to a conventional 8.0 battery pack).



Scan the QR code to find out what our new tabless batteries can do and what the exact benefits are for you.

## Fully charged

Charge four times with the new multi-charger and twice as fast with the TBX batteries.

Our batteries are getting more and more powerful. At the same time, they can be charged much more quickly thanks to the new tabless technology. Our rapid chargers ensure that your batteries are ready to use again in a flash and you truly always have the "full charge" available.

### Optimal organisation.

The SYS-MC 6/4 multi-charger can be packed conveniently on the extractor or stacked in the Systainer tower.

### SYS-MC 6/4

Our new multi-charger raises your battery management to the next level. You can charge up to four batteries at the same time – quickly and from wherever you are: in the workshop, on construction site or on the move! You can pack the multi-charger on the extractor or stack it in a Systainer System – so you're always perfectly organised.



### Charge at the same time and save time.

The SYS-MC 6/4 charges up to four batteries at a time and in parallel – with just one device and one socket.

### Always up to date.

With the new multi-charger, you can keep an eye on your batteries and can immediately see which batteries are already charged thanks to the LED charging indicator.



### TBX starter sets

Our TBX 4 and TBX 8 tabless batteries charge significantly faster and the TCL 6 and SCA 16 rapid chargers are just right for the task. To try them out, there are new TBX starter sets.

# FIRST FIX & HIGH FINISH

The team from GM Haus does it all: from the first fix in timber construction to the finish in interior design – and all at the highest level. We had the pleasure of watching them at work on a construction site in Cornwall, England.

Text: **Ralf Christofori** | Photography: **Menace Media, Andreas Körner**



**PERRANWELL STATION**

50° 13' N | 5° 6' W

“The first fix is heavy  
duty. And with Festool,  
it’s so much easier and  
more efficient.”

Samuel Gough





**H**olidays in Cornwall? What a dream! Timber construction in Cornwall? That's tough work. Samuel Gough and Nathan McCartney have known the beauty of the landscape in south-west England since childhood. In the meantime, the two joiners are only able to enjoy the view every now and again while they are at work, from the highest point in their construction projects: the roof truss. We are visiting them at a construction site in the small town of Perranwell Station. The project: A two-story detached house – modern, energy-efficient, and with lots of wood. Since February 2025, Sam and Nathan have been on site nearly every day with their team. Their company, GM Haus, which they founded five years ago, is doing everything here: the shell work, from the timber construction to the roof truss – otherwise known as the “first fix” – and then, as the general builder, the entire construction contract involving all trades right through to the interior design finish. The whole thing is challenging and demanding. But that's precisely what Sam and Nathan thrive on and what they wanted from the outset.

↑ There is a lot of wood and insulation material on the internal and external walls. And the ISC 240 cordless insulation saw makes cutting through it all much easier.

↓ In summer 2026, the private house designed by the Laurence Associates architectural practice is due for completion.

← The TID 18 percussive drill is used to screw together the prefabricated beams and then stabilise them with joist hangers.



Image: Will Currow



“Our team is simply amazing! Everyone knows what they’re doing, and everyone enjoys their work. And the Festool tools play a big role in this.”

Nathan McCartney

#### When enthusiasm turns to endurance

“When Sam and I joined forces five years ago, we had one goal above all,” explained Nathan: “To use our combined craftsmanship in big, high-end projects.” And that’s where Festool came into play, adds Sam: “We decided to equip ourselves with tools that would provide us with the best possible support. And that was and still is Festool.” On the construction site, Festool tools are indeed being used everywhere. And it’s not just the bosses who are impressed by them, but the entire team.

“The planer produces unbelievably smooth surfaces. The diagonally arranged spiral blade simply makes all the difference. The fact that we now have it as a cordless version is fantastic,” said James. Together with Jude, he is producing a stud wall out of wood that has been cut to size with the cordless planer. As soon as the wall is standing, the ceiling construction is prepared. The HKC 55 K is used to cap the joists and anchor them in the wall with large wood building screws. The QUADRIVE TPC 18/4 does a good job here, with the new TBX 4 tabless battery delivering extra power to the screwdriver and to the boys. This is what happens when enthusiasm turns into a construction that endures.”





← In a joint effort, the wall construction created on the floor is raised and brought into the right position.

↓ The thing the boys from GM Haus were most looking forward to was the new cordless planer. And they love it.



The powerful, handy cordless planer for the construction site and the workshop.



# HLC 82

## CORDLESS PLANER

- › **High performance.** In the new HLC 82 cordless planer, the brushless EC-TEC motor ensures strong traction – so you always have consistently high performance, even when planing with the maximum cutting depth.
- › **Top planing quality, less sanding effort.** In our cordless planer, the spiral blade is mounted diagonally, protecting the material and the tool while it shaves the wood. And the planing results are impressively smooth.
- › **Wide range of applications.** The HLC 82 has three integrated V grooves for simple chamfering and a 25 mm rebate depth for particularly deep rebates. The removable chamfer base (accessory) ensures a stable support surface.



### Quality in the work, the process and the result

“For us, we want to see quality in the work, the process and the result,” said Nathan. An apparently simple formula, that goes hand in hand with tough work and a lot of attention to detail. But also with taking pleasure in what you’re doing. For Sam, it goes without saying that the Festool tools make a valuable contribution to this: “When you have a really powerful, reliable tool, it’s really fun. And I don’t just mean the individual Festool tools, but the whole, well-thought-out system.”

Before completion in summer 2026, the team from GM Haus still has a lot to do here on the construction site. It’s more than impressive, how everyone is working flat out here. And if any of the team do head to the coast to ride the Atlantic waves at the end of the working day, then it’s really just to use up excess energy. “Essentially, we’re working as if we were building our own house,” said Sam in parting. And that’s pretty much the best thing that can happen for the client.

Discover more stories about extraordinary tradespeople and their projects on our blog page:  
» [festool.co.uk/blog/work](https://festool.co.uk/blog/work)



↑ Samuel Gough (left) and Nathan McCartney (right).

### GM HAUS LTD.

Samuel Gough and Nathan McCartney have known each other since their school days. Both are trained joiners, with Nathan having learned the trade from his father. Having both gone their separate ways, they joined forces to found the company GM Haus Ltd in 2021. They have a team of around 8–10 employees (including seven joiners), who work just as enthusiastically on the construction projects as Sam and Nathan themselves.

“When we cut the many constructive joists and supports to size, it has to be done promptly and with precision. The HKC with the cross cutting guide rail is my constant companion for this.”

Jude Hayward



TABLESS  
**TBX**

More cutting metres and shorter charging times with our new TBX batteries. [see page 28]

# HKC 55 K

For everyone who values maximum power and efficiency when sawing.

## CORDLESS CIRCULAR SAW WITH KICKBACKSTOP

- > **Maximum power, less effort.** The HKC 55 K, together with the new TBX 8 battery and the 1.6 mm thin-cutting saw blades, delivers impressive cutting performance.
- > **Mobile compound mitre saw system.** Combining the HKC 55 K with the FSK cross cutting guide rail is child's play. Precise cross cuts with angular precision are possible anywhere.
- > **Greater safety when sawing.** The built-in KickbackStop reduces the risk of injury caused by kickback during sawing.

# FESTOOL SPOTLIGHTS

People who work with wood every single day need to be able to rely on the best tools for the job. We want to present some of our favourites and new products.

Text: **Melissa Berger** | Photography: **Thomas Baumann, Torben Jäger, Andreas Körner, Menace Media**

“The jigsaw is lightweight, narrow and sits perfectly in your hand. It quite simply does exactly what it’s meant to. Ideal for my needs on the construction site.”

**Nadja Körbel**



**NADJA KÖRBEL**

Interior decorator, parquet layer and  
Festool application expert





## LM-DTS & LM-RTS

### The clip-on light for your compact sander.

The new light module for compact sanders ensures that you have a perfect view and can produce more precise results without the need for rework. Simply attach it to the machine and the vibration detection automatically switches the light on and off. With two lighting levels, you can adjust the brightness to the respective work situation. The light module is available in two versions for your compact sander: as the LM-DTS for the DTS and ETS, and as the LM-RTS for the RTS.



Longer runtime and shorter charging times with our new TBX batteries. (see page 28)



**TABLESS  
TBX**

## PSC-E 18

### The small, handy everyday jigsaw.

We have stripped our new, small PSC-E 18 cordless jigsaw back to the essentials: it is slim, has a fixed 90° table and is a true lightweight, weighing just 2.3 kg including the battery pack. And it's incredibly easy to operate: you can get started right away with rectangular and straight cuts in material thicknesses of up to 40 mm.



## LM-OF 1400

### Perfect view and cleanliness when routing.

The new dust extraction attachment with light module for our OF 1400 router isn't just clever – it's also twice as useful: It offers shadow-free 360° illumination with two brightness settings and also ensures a clean work environment in the routing area. So you always have a clear view of everything and can achieve the best possible work results. The dust extraction attachment with LED light ring is compatible with all OF 1400 tools and, from April 2026, is included in the items provided with the OF 1400.



“The TXS 18 is my daily companion. It is lightweight, powerful and unbelievable handy. I don't think there's anything better for assembly work.”

Simon Illing



**SIMON ILLING**  
Master joiner and  
Festool application expert



## CXS & TXS 18

**The compact screwdriver with 18 V battery power.**

The compact CXS/TXS 18 cordless screwdrivers provide a full 18 V power output for easy drilling, screwdriving, angle drilling and angle screwdriving. They prove to be effortless problem solvers, especially during installation jobs in tight spots and complicated corners. Thanks to the Fast-Fix attachments and CENTROTEC system, the compact screwdrivers can be used in a variety of applications.

## CXS & TXS 12

**12 V battery power in a small space.**

In places where nothing else can reach, our smallest cordless compact screwdrivers CXS 12 and TXS 12 get to work powerfully. They score highly with perfect handling and are flexible even in confined spaces. A range of attachments ensures you have the solution for the most difficult applications. The AN-XS angle attachment is the perfect accessory for screwdriving around corners or in hard-to-reach places – and thanks to the FastFix interface, it's also compatible with the CXS/TXS 18.



“The TPC is so powerful and simultaneously variable. The four gears mean we can drill holes in solid materials, but can also attach delicate kitchen hinges.”

Samuel Gough



## QUADRIVE TPC & TDC 18/4

### Versatile powerhouses with KickbackStop.

Our QUADRIVE TPC 18/4 cordless drill (with percussion) and TDC 18/4 (without percussion) have four gears for every application – from tightening screws with 50Nm torque in first gear to drilling at 3,600 rpm in fourth gear. The electronic KickbackStop minimises the risk of a twisted wrist if the drill suddenly jams.



**SAMUEL GOUGH**  
Director of GM Haus Ltd.,  
Wadebridge, England.



## MB 40

### The FastFix attachment for straight drilling.

The new MB 40 mobile drilling attachment is your companion when precision is required. Versatile stops and exact depth adjustment allow you to drill vertical holes, end face holes and series of holes extremely easily. It is handy and compact, so you can take it with you wherever you go.

42

“With the DTSC 200 cordless delta sander and the Granat Delta 200, I not only have significantly larger sanding area – I can also use the abrasive three times over.”

Pordi Kailer



**PORDI KAILER**  
Master painter and  
Festool product manager



Longer runtime and shorter charging times with our new TBX batteries. (see page 28)



## DTSC 200

### The new cordless delta sander with light ring.

Large-scale, precise and close to the edge – that describes the new DTSC 200 cordless delta sander and what it can do. With its large contact surface and long tip, it can effortlessly access even hard-to-reach places and deep gaps. Its sanding area is about 75 percent larger than that of the DTSC 400 delta compact sander. The integrated LED light ring improves your view of the surface and makes it easier to see any unevenness and missed areas. The powerful TBX 4 battery with tabless cell technology also ensures rapid progress. In short: The DTSC 200 represents maximum efficiency and immaculate surfaces with just one device.





## Granat Delta 200

### Specially developed for the DTSC 200.

The Granat Delta 200 abrasive is available with grit sizes ranging from P40 to P400. What's particularly clever is that the abrasive paper can be torn off easily via a perforation at the tip, where it is particularly stressed, rotated and then attached to the sanding pad again. This means you can actually use the paper three times, reducing the consumption of abrasives, saving costs and conserving resources.



## **SANDING AT ITS BEST**

44 The range of Festool abrasives is huge. Why? So that you have the right abrasive for every application.

Text: Ralf Christofori | Photography: Torben Jäger, Andreas Körner

# **VLIES**

# **RUB**

# **SAPHIR**



**GRANAT NET**  
**GRANAT**

**IN**

## Our recommendation. Your choice.

### GRANAT

The paper-based abrasive for universal use.

For coarse to fine sanding of varnishes (including VOC), paints, fillers and putty, mineral materials, wooden materials, metals, plasterboard.

Material removal rate:	● ● ● ●
Surface quality:	● ● ● ● ● ●
Service life:	● ● ● ● ● ●
Dust extraction:	● ● ● ●
Grit range:	P40 – P1500

### GRANAT NET

Abrasive net for materials that produce a large quantity of dust and for clean work. For coarse to fine sanding of paints, fillers, putties, mineral materials, wood and wood materials, plasterboard.

Material removal rate:	● ● ● ● ● ●
Surface quality:	● ● ● ● ● ●
Service life:	● ● ● ● ● ●
Dust extraction:	● ● ● ● ● ●
Grit range:	P60 – P400

### RUBIN

Abrasive paper with a robust backing for sanding wood surfaces. For coarse to fine sanding of solid wood, hard wood, wood composites, wood materials.

Material removal rate:	● ● ● ● ● ●
Surface quality:	● ● ● ● ● ●
Service life:	● ● ● ● ● ●
Dust extraction:	● ● ● ● ● ●
Grit range:	P40 – P220

### SAPHIR

The abrasive paper with a high material removal capacity for processing stubborn coatings and coarse untreated wood. For removal or coarse sanding of old varnishes, paints, solid wood, metals.

Material removal rate:	● ● ● ● ● ●
Surface quality:	●
Service life:	● ● ● ● ● ●
Dust extraction:	● ● ● ● ● ●
Grit range:	P24 – P80

### VLIES

The specialist for the final sanding process with flexible adaptation to the workpiece. For fine sanding to matting of oils, varnishes, paints, metals, non-ferrous metals, mineral materials, plastics.

Material removal rate:	● ●
Surface quality:	● ● ● ● ● ●
Service life:	● ● ● ● ● ●

## For the rough and the smooth. Systematic abrasives variety.

# G

iven the variety of Festool abrasives, it's easy to lose track of them all. Our premium Granat abrasives alone are available in 12 different sizes, each in at least 10 different grit sizes. When you add Net, Rubin, Saphir and Vlies into the mix alongside Granat, you soon reach the limits of your mental arithmetic. But the

bare figures aren't all that matters here, because each individual abrasive has its own purpose. The perfect combination of sander, sanding pad, abrasive and extraction ensures optimal sanding results and helps protect your health.

With our all-rounder Granat, you can't go wrong. With this abrasive, you can achieve the best sanding results on a wide variety of surface qualities. The Granat Net abrasive net is ideal for surfaces that produce a lot of dust, because the open net structure comprehensively extracts the dust released. So your work stays clean even at maximum material removal capacity. With Granat and Granat Net, your sanding is always at its best.



↓ The Granat abrasives Systainer 150 with 20 Granat abrasive wheels each in grit sizes P60 to P220 is the perfect introduction and the optimal addition to your ETS EC 150 eccentric sander.



## (Made) to suit every profile.

### The new Granat PROfile soft abrasive


**O**ur Granat PROfile soft abrasive is completely new. It was specially developed for the precise processing of profiles, rounded surfaces and contours. The soft foam core made of 13 mm polyurethane adapts perfectly to the surface of your workpieces. This creates an even distribution of pressure during the sanding process, which in turn effectively prevents sanding through and scoring. The new Granat PROfile soft abrasive is available in all common sizes.



## GRANAT PROFILE

### THE SOFT ABRASIVE FOR MECHANICAL FINE SANDING

- › **Perfect adaptation and pressure distribution.** The soft foam core of the Granat PROfile adapts perfectly to the surface of the workpiece. This creates an even distribution of pressure, which effectively prevents sanding through and scoring.
- › **Made for your sander.** Available for our common hand-held sanders in sizes D125, D150, Delta and 80 x 133. With the right hole pattern for dust extraction to ensure clean sanding in the Festool system.
- › **Efficient, uncompromising performance.** The new Granat PROfile may be soft, but in terms of the sanding result, it is uncompromising. Thanks to its flexible nature, Granat PROfile is ideal for processing radius profiles and mould surfaces.



Find the right abrasive for your application here.



# DUST-FREE SANDING

Dust is produced wherever sanding is carried out. It's part and parcel of the process, but it isn't good. Because it impairs the work, the result and your health. We are doing everything we can to prevent that. Effectively and systematically.

Text: **Melissa Berger** | Photography: **Torben Jäger**



“Extraction during sanding is a matter of course for me: no dust in the environment, a good view of the workpiece and, in the end, I also achieve a better result.”

Simon Illing, Master joiner and Festool application expert

## Systematic dust extraction.

Simple, convenient and a matter of course.

**F**or some it is the rule, and for others it is the exception. But from Festool's perspective, dust extraction is a must, especially during sanding work. Our sanding and extraction solutions are unbeatable as a system. That is because it's only if the machine, sanding pad, abrasive and extractor are perfectly coordinated with each other that you benefit from faster progress and achieve better results. In addition, the abrasive and machine last for longer, because they don't clog up with dust.

The interaction of the whole system means significantly less dirt and dust is produced, so you have a cleaner work environment and less cleaning is required. This also protects your health and the health of everyone else in your work environment, all of which helps make dust extraction more convenient so that, in the end, it is a matter of course for you.

### CT-F I

#### Remote control extractor

All CLEANTEC mobile dust extractors with Bluetooth® module can be switched on and off on the extractor hose via remote control. This saves you from having to go over to the extractor.

### ROTEX RO 150

#### Geared eccentric sander

Three functions in one tool: the RO 150 for coarse sanding, fine sanding and polishing. And the MULTI-JETSTREAM plate with active dust removal ensures high sanding power and a long service life.

### AS/CTR

#### SUCTION HOSE

The extremely robust and elastic suction hose with smooth outer skin. For optimum handling in any tool application.



### RTS 400

#### One-handed orbital sander

The compact one-handed orbital sander for incomparably quick material removal capacities through infinitely variable MMC electronics. The abrasives and sanding shoe are optimally coordinated with the machine and the system.

### RUBIN

#### Abrasive

Rubin abrasive is ideal for sanding wooden surfaces thanks to the robust paper backing. Available in a variety of grit sizes for any job, from P40 to P220.

### SD I-CT26-48

#### Electrical outlet module

The electrical outlet module enables you to connect two tools in parallel, and to switch from auto start function to continuous current at the press of a button.

### WCR 1000

#### Workcenter

The clever tool holder on your extractor. Everything you need for the perfect sanding process is right here, expertly organised and in easy reach.

### D150 GR SYS

#### Granat abrasives Systainer<sup>3</sup>

The abrasives Systainer complements your sander perfectly. Twenty GRANAT abrasive wheels each, sorted by grit sizes from P60 to P220, are always within reach.

### CTM 26 EI

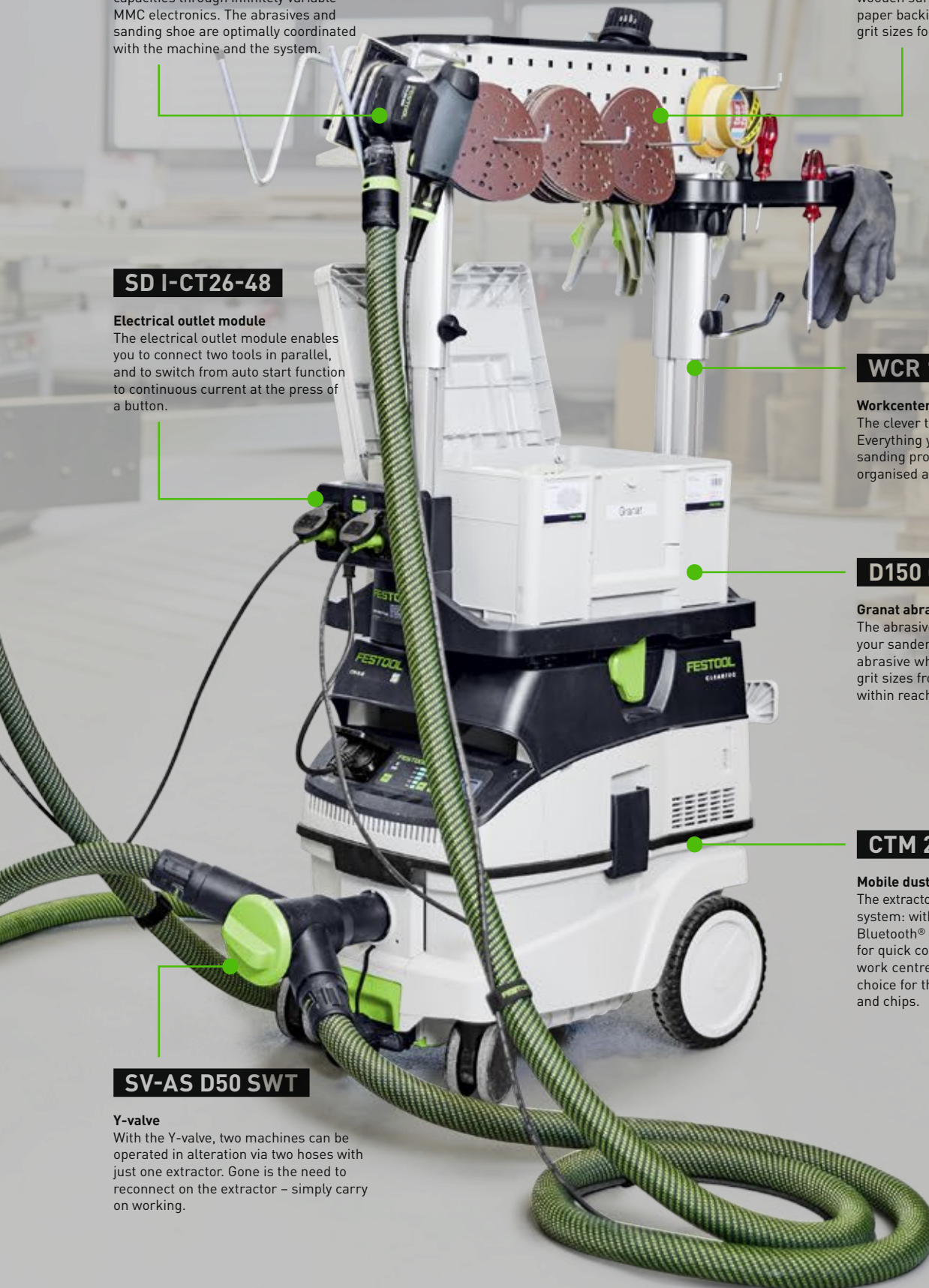
#### Mobile dust extractor

The extractor is the focus of the extraction system: with a touch control panel and Bluetooth<sup>®</sup> interface as well as T-LOC for quick connection with a Systainer or work centre. The CTM 26 EI is first choice for the extraction of wood dust and chips.

### SV-AS D50 SWT

#### Y-valve

With the Y-valve, two machines can be operated in alteration via two hoses with just one extractor. Gone is the need to reconnect on the extractor – simply carry on working.



# The Festool Family

For more than 100 years, the Maier-Stoll family has been firmly behind the company. The fourth generation is already involved and all of the family members have a deep connection with the company.

Text: **Melissa Berger** | Photography: **Dawin Meckel**

**M**y father always emphasised: "The company is the work of many hands! Our success is the result of all our efforts," said Gerda Maier-Stoll. The daughter of the company founder Gottlieb Stoll, together with her husband Peter Maier, has already passed the sphere of hands that reflects this concept to the third generation of the family.

In the meantime, Barbara Austel chairs Festool's supervisory board. Katrin Möhl runs the proprietary workshop centre on the Swabian Alb, where she organises the children's holiday programme for employees' children. Stefanie Luik is a member of the supervisory board and her main focus is on ensuring that young people are well trained and well supported in the company. And the fourth generation is also showing an interest in the company: some have already completed an apprenticeship – including as carpenters, decorators or advertising engineers.

"We represent the values of our family company and hold craftsmanship in high regard," stressed the qualified carpenter, Barbara Austel. "In the first year after our 100 year anniversary, we would once again like to say a huge thank you to our employees and in particular our customers for their trust in us and our products."





# CT-ASA FLX



**In the workshop: Swivel-mounted on the wall**  
The CT-ASA FLX W swivelling boom arm is mounted on the wall and is guided from above, so that the hoses or cables don't get caught on it. So there is no longer anything standing in the way of comfortable and clean work.



**On the construction site: simply unroll it, attach it and get going**  
The CT-ASA FLX J mobile boom arm is neatly stowed in the MFT Systainer<sup>3</sup>, quick to attach to the extractor, MFT multifunction table or MW 1000 mobile workshop, and can adapt to any work situation on the construction site.

## THE BOOM ARM FOR BUILDING SITES AND WORKSHOPS.

Is there always something in the way of dust extraction? Not with the new Festool boom arm. The hose is guided from above and ensures ergonomic, comfortable work without tripping or snagging. In the workshop, the robust and flexible CT-ASA FLX W boom arm can be securely mounted on the wall using the wall bracket. For use on the construction site, the CT-ASA FLX J is the ideal choice: it is delivered in the MFT Systainer<sup>3</sup>, which comes with an MDF perforated top on which the telescopic tube with the boom arm can also be mounted. In both cases, the suction hose and power cable are guided inside the boom arm and can be secured using hook and loop tapes. The modular layout of the chain links means the Flexarm can be shortened or extended as required for your purposes.

» You can find more valuable accessories for optimal extraction here: [festool.co.uk/accessories](https://www.festool.co.uk/accessories)

# IMPRINT

## FESTOOL MAGAZINE #7

### Publisher

Festool Deutschland GmbH

### Festool Editorial Lead

Alma Colbazi-Rebmann

### Editor

RC Redaktionsbüro, Saarbrücken, Germany  
Dr. Ralf Christofori

### Art Direction & Layout

Yama Inc, Stuttgart/Berlin, Germany  
Ingo Ditges

### Translation

STAR Deutschland GmbH, Sindelfingen, Germany

### Media Services

LOTS OF DOTS MediaGroup. AG, Mainz, Germany

### Cover Photo

Menace Media

© 2026 Festool GmbH

Subject to changes and errors. All images are non-binding. Produced for Festool GmbH, 73240 Wendlingen, Germany, 04/2026.

Reproduction of this text, in part or in whole, is permitted only with the written consent of the publisher.

[festool.co.uk](https://www.festool.co.uk)

Vibration levels and emission values can be found in the operating instructions at [festool.co.uk/operating-instructions](https://www.festool.co.uk/operating-instructions).

The Bluetooth® word mark and the logos are registered trademarks of Bluetooth SIG, Inc.; they are used by TTS Tooltechnic Systems AG & Co. KG and therefore by Festool, under licence.



Festool is dedicated to taking care of forests for future generations. The following materials are FSC™-certified: paper.

## Festool UK Ltd

Gottlieb Stoll House  
1 Anglo Saxon Way  
Rougham  
Bury St Edmunds  
IP30 9XH  
Great Britain  
Phone: +44 (0) 1284 760 791  
[customerservice-uk@festool.com](mailto:customerservice-uk@festool.com)



## UNCOMPROMISING PERFORMANCE

Once you have registered your new tool, it is fully covered\*\* for the first three years thanks to our Warranty all-inclusive\*. Please note that registration can only be carried out by you, our customers, exclusively in MyFestool. In MyFestool, you can also see an overview of all your tools, accessories and warranty terms. You can quickly and easily request repairs online and take part in exclusive campaigns and competitions. As a result, you will always be able to take advantage of the full range of services.

Discover all Festool services at:  
» [festool.co.uk/service](https://www.festool.co.uk/service)

\* Warranty all-inclusive is valid for all Festool tools registered within 100 days of purchase. The Festool service terms and conditions apply and are available at: [festool.co.uk/service](https://www.festool.co.uk/service)

\*\* The offer for "full repair, free of charge" does not apply for damage to consumable materials and accessories, improper use, damage caused by the use of non-original accessories or spare parts, and in the event that tools are dismantled or continuously subjected to use resulting in extensive wear.

A man with grey hair and glasses, wearing a grey sweatshirt and dark pants, is using a Festool cordless router on a wooden beam. The router is black and green, with a battery pack attached. The battery pack is labeled "FESTOOL 18V LITHIUM-ION" and "18V". The man is looking down at the tool with a focused expression. The background is a bright, overcast sky.

**CORDLESS POWER YOU NEED.**

**QUALITY YOU LOVE.**

**FESTOOL**

[festool.co.uk](https://www.festool.co.uk)



71714 GB/en  
4 014549 477342